

Upper Hunter Shire Council

Delivery Program 2017/2018-2020/2021 / Operational Plan 2019/2020

PART 5 FEES AND CHARGES 2019/2020



FEES AND CHARGES 2019/2020

Fees & Charges Pricing Policy

The following details provide a statement of the types of fees proposed to be charged by Council and the amount of such fee. This is in accordance with Section 404(1) of the Local Government Act 1993. Also, included in the list of fees and charges is a fee type. The fee types are described as follows:

Fee Type A

This is a fee charged under relevant legislation. Council is unable to vary the amount of these fees. (s 610)

Fee Type B

This is generally an indicative fee which is recommended by the Office of Local Government. This is done to maintain as much as possible a comparative fee for all Councils. It relates particularly to the supply of property and zoning certificates. (s 609)

Fee Type C

These fees are for hire of Council premises and facilities. They have generally been reviewed by Council officers to gain the current market value for lease properties on the commercial market.

Fee Type D

These are fees and charges generally for documents and minor services provided by the Council. In most cases, the amount fixed represents a minimal fee and is designed to basically cover the cost of materials and other fixed costs in providing the information.

Fee Type E

This fee sets out to try and recover full cost of goods and services provided.




Fees and Charges Index

AERODROME (Scone)	275
Shire Based Aircraft Charges.....	275
Casual Charges	275
BUSINESS PAPERS	276
CAMPING GROUNDS.....	276
Moonan Flat Camping Ground	276
Stewarts Brook Recreation Reserve.....	276
CARAVAN PARK (Merriwa).....	276
CEMETERIES	277
Columbarium	277
General cemetery	277
Lawn cemetery.....	277
CERTIFICATES	278
CHILDCARE SERVICES.....	280
UHSC Children’s Services.....	280
Family Day Care (FDC).....	280
FDC Educator Remuneration	281
In Home Childcare (IHC).....	281
IHC Educator Remuneration.....	282
Out Of School Hours Service (SOOSH).....	282
Early Learning Centre (ELC).....	282
CIRCUS	283
COMMUNITY BUS (Merriwa)	283
COMPANION ANIMALS	284
COMMUNITY CONNECT SERVICES (Murrurundi).....	285
DEVELOPMENT APPLICATIONS	287
Department of Planning Fee for DAs Exceeding \$50,000	288
Subdivisions/Consolidations/Boundary Adjustment....	288
Advertising	288
Integrated Development	288
Modification of a Consent for Local Development.....	289
Request for a Review of a Determination Under Section 8.2 (1)(c) of the Act.....	289
Request for a Review of a Determination Under Section	

8.2 (1)(c) of the Act.....	290
Exceptions to Development Standards (Clause 4.6 of UHLEP 2013).....	290
Development Contributions	290
Approvals Under S68 LGA.....	292
On-site Sewage Management.....	292
Miscellaneous Approvals Under Section 68 LGA	292
Approvals Under Section 138 Roads Act.....	292
Environmental & Sustainability Workshops.....	293
GOVERNMENT INFORMATION PRIVATE ACCESS (GIPA).....	293
HALL HIRE	293
Aberdeen Community Hall	293
Cassilis Community Centre.....	293
Merriwa Office.....	294
Scone Office	294
Merriwa School of Arts.....	295
Murrurundi RSL Hall.....	295
Old Court Theatre (Scone).....	296
Senior Citizens Centre (Scone).....	296
Settlement Hall (20km South West of Merriwa)	296
Scone Youth Centre (Hall at Rear) - Hall Hire.....	296
Scone Youth Club (Kitchen/Meeting Area in New Building).....	297
HORSE BOXES.....	297
ANIMAL SALES - commissions	297
HOSTEL.....	297
IMPOUNDED ARTICLES - eg cars, trolleys, signs etc.	298
IMPOUNDED STOCK	298
INDEPENDENT LIVING UNITS.....	298
INSPECTION, LICENCE and REGISTRATION FEES...298	
Health Premises.....	299
Inspection Fees	299
LABOUR HIRE RATES (Private Works Rates).....	300
LIBRARY SERVICES.....	300

PHOTOCOPYING & PRINTING (ADMINISTRATION OFFICES).....	301
PLAN COPYING (Plotter)	302
PLANT HIRE RATES (Private Works Rates)	302
RATE ENQUIRIES.....	303
ROADS & STREETS.....	304
ROAD MATERIALS.....	305
RURAL/URBAN ADDRESSING.....	305
SALEYARDS (Scone Regional Livestock Selling Centre)	305
SEWERAGE - Aberdeen, Murrurundi, Scone, Merriwa.....	307
Liquid Trade Waste	307
SPORTING FIELDS USER FEES	309
Merriwa Showground.....	309
Rosedale Complex, Murrurundi.....	309
Rosedale Complex - Designated Areas	310
White Park, Scone.....	310
Horse Events	310
Sports Grounds.....	311
Other Sports Associated Fees.....	311
Scone Golf Course.....	313
SWIMMING POOL ACT	313
SWIMMING POOL ENTRANCE FEES (Scone, Murrurundi & Merriwa).....	313
TENDER DOCUMENTS	314
TRAFFIC CONTROL DEVICE HIRE	314
VISITOR CENTRES	314
KERBSIDE WASTE COLLECTION	315
WASTE MANAGEMENT FACILITY	315
Municipal Waste.....	315
WATER SUPPLY	321
YOUTH SERVICES	322

Description		2019/20 \$	2018/19 \$	change (\$)	change (%)	Fee Type	GST (Y/N)
AERODROME (Score)							
Shire Based Aircraft Charges							
Shire based aircraft usage fee.	0 - 599kg	8.50	8.25	0.25	3.03%	E	Y
Per tonne or part there of/per landing	600 - 1,599kg	9.00	8.80	0.20	2.27%	E	Y
	1,600 - 5,699kg	9.65	9.35	0.30	3.21%	E	Y
	5,700 - 14,999kg	11.50	11.00	0.50	4.55%	E	Y
	> 15,000kg	13.00	12.50	0.50	4.00%	E	Y
Shire based aircraft parking fee per aircraft utilising airside land for parking		205.00	200.00	5.00	2.50%	E	Y
<i>Shire based aircraft is defined as: Any aircraft that is hangered within the Upper Hunter Shire area. Commercial aircraft is defined as: Any aircraft that is used in operating a business and, all aircraft used for pilot training.</i>							
Pay's Air Service Warbirds usage fee	All Warbirds operated by Pay's Air Services	515.00	500.00	15.00	3.00%	E	Y
<i>Any Warbird used for commercial purposes will be invoiced at the Shire based aircraft usage fee. This includes but not limited to any Warbirds used for training and joy flights</i>							
Casual Charges							
Aircraft usage fee	0 - 599kg	17.00	16.50	0.50	3.03%	E	Y
Per tonne or part there of/per landing	600 - 1,599kg	18.15	17.60	0.55	3.12%	E	Y
	1,600 - 5,699kg	19.25	18.70	0.55	2.94%	E	Y
	5,700 - 14,999kg	22.75	22.00	0.75	3.41%	E	Y
	> 15,000kg	25.75	25.00	0.75	3.00%	E	Y
Casual aircraft parking fee per hour. Note the first 12 hours are FREE		2.05	2.00	0.05	2.50%	E	Y
Exempt from casual landing fees & parking charges: Careflight, Child Flight, Angel Flight, Air Ambulance, Westpac Helicopter, Police		0.00	0.00	0.00	0.00%	E	Y
PCN advice and inspection for aircraft with PCN in excess of 15 and tyre pressure in excess of 1200kpa <i>PCN advice and inspection for aircraft with PCN in excess of 15 and tyre pressure in excess of 1200kPa (note if landing & take off are same day only fee applies)</i>		615.00	600.00	15.00	2.50%	E	Y
Airport Annual License Agreement - Shire users only <i>Annual agreement for access to the airport</i>		205.00	200.00	5.00	2.50%	E	Y
Touchdowns for training purposes - all aircraft		0.00	0.00	0.00	0.00%	E	Y
Take off for all aircraft		0.00	0.00	0.00	0.00%	E	Y
Fuel supplier throughput fee	Fuel per litre	0.0618	N/A	N/A	N/A	E	Y



Description		2019/20 \$	2018/19 \$	change (\$)	change (%)	Fee Type	GST (Y/N)
Defence aircraft landing rate	Fixed wing - per tonne	\$18.36	N/A	N/A	N/A	E	Y
	Rotary wing - per tonne	\$9.17	N/A	N/A	N/A	E	Y

BUSINESS PAPERS

Agenda papers - per month - hard copy		FREE	FREE	N/A	N/A	D	N
Agenda papers - per annum - hard copy		FREE	FREE	N/A	N/A	D	N
Minutes - per month or per annum - hard copy		FREE	FREE	N/A	N/A	D	N

CAMPING GROUNDS

Moonan Flat Camping Ground

Daily	per person without power	11.00	10.50	0.50	4.76%	E	Y
	per person with power	16.00	15.50	0.50	3.23%	E	Y
Weekly	per site without power	66.00	77.50	- 11.50	- 14.84%	E	Y
	per site with power	96.00	92.50	3.50	3.78%	E	Y
Special events - daily rate	per person with power	20.00	20.50	- 0.50	- 2.44%	E	Y
	per person without power	15.00	15.50	- 0.50	- 3.23%	E	Y

Stewarts Brook Recreation Reserve


Daily	per site without power	11.00	10.50	0.50	4.76%	E	Y
Weekly	per site without power	66.00	57.50	8.50	14.78%	E	Y

White Park - see White Park section

CARAVAN PARK (Merriwa)

Powered sites - per day	1 or 2 persons, over 14 years	23.00	22.50	0.50	2.22%	E	Y
	Extra person - Children under 14 free	6.00	5.50	0.50	9.09%	E	Y
Non - powered sites - per day	1 or 2 persons, over 14 years	16.00	15.50	0.50	3.23%	E	Y
	Extra person - Children under 14 free	6.00	5.50	0.50	9.09%	E	Y
Cabin - per day	1 or 2 persons, over 14 years	53.50	52.50	1.00	1.90%	E	Y
	Extra person - Children under 14 free	6.00	5.50	0.50	9.09%	E	Y

Description		2019/20 \$	2018/19 \$	change (\$)	change (%)	Fee Type	GST (Y/N)
Bulk booking of park per day	Flat fee	250.00	225.00	25.00	11.11%	E	Y
	Security deposit	120.00	120.00	0.00	0.00%	E	Y
Refundable key deposit		20.00	20.00	0.00	0.00%	E	N
Washing machine hire		1.00	1.00	0.00	0.00%	E	Y
CEMETERIES							
Interment permit		310.00	295.00	15.00	5.08%	B	N
Plaque purchase		At cost + 20%	At cost + 20%	N/A	N/A	E	Y
Plaque handling and placement		350.00	325.00	25.00	7.69%	E	Y
Permission to erect headstone/masonry work		95.00	85.00	10.00	11.76%	E	Y
Transfer right of burial		85.00	70.00	15.00	21.43%	E	Y
Columbarium							
Purchase or pre - purchase of niche		N/A	460.00	N/A	N/A	E	Y
Purchase of niche and interment permit		810.00	N/A	N/A	N/A	E	Y
General cemetery							
Purchase or pre - purchase of single depth - 2.4 X 1.2M plot - includes perpetual maintenance		N/A	800.00	N/A	N/A	E	Y
Purchase of single depth - 2.4 X 1.2M plot and interment permit - includes perpetual maintenance		1,130.00	N/A	N/A	N/A	E	Y
Purchase or pre - purchase of double depth - 2.4 X 1.2 plot - includes perpetual maintenance		N/A	900.00	N/A	N/A	E	Y
Purchase of double depth - 2.4 X 1.2 plot and interment permit - includes perpetual maintenance		1,230.00	N/A	N/A	N/A	E	Y
Interment - when requested for Council to complete in an cemetery	Interment - plot preparation - Single depth	650.00	600.00	50.00	8.33%	E	Y
	Interment - plot preparation - Double depth	750.00	720.00	30.00	4.17%	E	Y
	Interment - Re-opening second interment	500.00	460.00	40.00	8.70%	E	Y
Ashes	Interment in existing plot	N/A	300.00	N/A	N/A	E	Y
	Ashes - Interment in existing plot and interment permit	610.00	N/A	N/A	N/A	E	Y
	Ashes - Interment and tree planting	N/A	950.00	N/A	N/A	E	Y
	Ashes - Interment, tree planting and interment permit	1,310.00	N/A	N/A	N/A	E	Y
Lawn cemetery							
Purchase or pre - purchase of single depth - 2.4 X 1.2 plot - includes perpetual maintenance		N/A	1,450.00	N/A	N/A	E	Y
Purchase of single depth - 2.4 X 1.2 plot and interment permit - includes perpetual maintenance		1,810.00	N/A	N/A	N/A	E	Y
Purchase or pre - purchase of double depth - 2.4 X 1.2 plot - includes perpetual maintenance		N/A	1,550.00	N/A	N/A	E	Y



Description	2019/20 \$	2018/19 \$	change (\$)	change (%)	Fee Type	GST (Y/N)	
Purchase of double depth - 2.4 X 1.2 Plot and interment permit - includes perpetual maintenance	2,220.00	N/A	N/A	N/A	E	Y	
Interment - when requested for Council to complete in any cemetery	Interment - Plot preparation in single depth	650.00	600.00	50.00	8.33%	E	Y
	Interment - Plot preparation in double depth	750.00	720.00	30.00	4.17%	E	Y
	Interment - Re - opening second interment	500.00	460.00	40.00	8.70%	E	Y
Ashes	Ashes interment and tree planting	N/A	950.00	N/A	N/A	E	Y
	Ashes - Interment, tree planting and interment permit	1,310.00	N/A	N/A	N/A	E	Y
	Ashes - Interment in existing plot	N/A	300.00	N/A	N/A	E	Y
	Ashes - Interment in existing plot and interment permit	610.00	N/A	N/A	N/A	E	Y

CERTIFICATES

Residential - per dwelling unit		250.00	250.00	0.00	0.00%	A	N	
Other	Less than 200m ²	250.00	250.00	0.00	0.00%	A	N	
	200 - 2000m ²	250.00	250.00	0.00	0.00%	A	N	
	(Plus \$0.50 per each additional m ²)	0.50	0.50	0.00	0.00%	A	N	
	More than 2000m ²	1,165.00	1,165.00	0.00	0.00%	A	N	
	(Plus \$0.075 per each additional m ²)	0.075	0.075	0.00	0.00%	A	N	
Reinspection for building certificates		90.00	90.00	0.00	0.00%	A	N	
Additional copies of building certificate (per copy)		13.00	13.00	0.00	0.00%	A	N	
Certified copy of a document, map or plan - each		53.00	53.00	0.00	0.00%	A	N	
Compliance inspection certificate. (Critical point inspections, i.e. Pre - commencement, internal drainage, footings/piers, slab/piers, frame, wet areas, external drainage, stormwater, occupation)		150.00	142.00	8.00	5.63%	E	Y	
Reinspections in relation to compliance inspections where works have been found to be unsatisfactory		150.00	142.00	8.00	5.63%	E	Y	
Drainage inspections - excl those associated with a council approved construction certificate		150.00	142.00	8.00	5.63%	E	N	
Certificate section 121zp (EPAA)		95.00	92.00	3.00	3.26%	E	N	
Certificate 735(a) (LGA)		95.00	92.00	3.00	3.26%	E	N	
Complying Development Certificate (CDC)	Base Rate - Value of development up to \$10,000	Class 1	300.00	N/A	N/A	N/A	E	Y
		Class 2 - 9	360.00	N/A	N/A	N/A	E	Y
		Class 10	240.00	N/A	N/A	N/A	E	Y
	Exceeding \$10,001 up to \$1,000,000 for ALL developments, base rate listed above plus an additional \$2.00 for each \$1,000 (or part of \$1,000) of the estimated costs exceeding \$10,000							

Part 5 - Fees and Charges 2019/2020 | CERTIFICATES

Description			2019/20 \$	2018/19 \$	change (\$)	change (%)	Fee Type	GST (Y/N)
Construction Certificate (CC)	Base Rate - Value of development up to \$10,000	Class 1	240.00	N/A	N/A	N/A	E	Y
		Class 2 - 9	300.00	N/A	N/A	N/A	E	Y
		Class 10	195.00	N/A	N/A	N/A	E	Y
PLUS	Exceeding \$10,001 up to \$1,000,000 for ALL developments, base rate listed above plus an additional \$2.00 for each \$1,000 (or part of \$1,000) of the estimated costs exceeding \$10,000							
	Exceeding \$1,000,001 - quote to be confirmed by Director of Environmental & Community Services		Quote	N/A	N/A	N/A	E	Y
Occupation Certificate			N/A	122.00	N/A	N/A	E	Y
Occupation Certificate (Class 1 building)			140.00	N/A	N/A	N/A	E	Y
Occupation Certificate (Class 2 - 9 building)			180.00	N/A	N/A	N/A	E	Y
Occupation Certificate (Class 10 building)			125.00	N/A	N/A	N/A	E	Y
Construction/Occupation certificate - private certifier			36.00	36.00	0.00	0.00%	A	N
Amended Construction Certificate	Modification to a Construction Certificate		125.00	122.00	3.00	2.46%	E	Y
	Resubmission of a Construction Certificate following previous refusal		50% of original fee	50% of original fee	N/A	N/A	E	Y
Amended Complying Development Certificate	Modification to a Complying Development certificate		120.00	117.00	3.00	2.56%	E	Y
	Resubmission of a Complying Development Certificate following previous refusal		50% of original fee	50% of original fee	N/A	N/A	E	Y
Essential Services compliance certificate			34.00	33.00	1.00	3.03%	E	Y
Existing holdings search for building entitlement			68.00	66.00	2.00	3.03%	E	N
Planning certificate	s10.7 certificate combined from 2016/17		133.00	133.00	0.00	0.00%	A	N
	Additional urgency fee, if certificate is required within 48 hours (non - rural only)		97.00	94.00	3.00	3.19%	E	N
Rating certificate	s603 certificate under Local Government Act 1993		85.00	80.00	5.00	6.25%	A	N
	Additional urgency fee, if certificate is required within 48 hours (< 5 lots only)		97.00	94.00	3.00	3.19%	E	N



Description		2019/20 \$	2018/19 \$	change (\$)	change (%)	Fee Type	GST (Y/N)
Subdivision Certificates	Boundary Adjustment	150.00	145.00	5.00	3.45%	E	N
	Consolidation	150.00	145.00	5.00	3.45%	E	N
	Subdivision (2 lots)	150.00	145.00	5.00	3.45%	E	N
	Subdivision (3 lots)	280.00	270.00	10.00	3.70%	E	N
	Subdivision (4 lots)	410.00	400.00	10.00	2.50%	E	N
	Subdivision (5 lots)	525.00	510.00	15.00	2.94%	E	N
	Subdivision (6 lots or more)	670.00	654.00	16.00	2.45%	E	N
Compliance Certificate <i>Associated with follow up site inspection **Where associated subdivision works are unsatisfactory a follow up site inspection may be required. This will attract an additional fee of \$140.</i>		146.00	142.00	4.00	2.82%	E	Y

CHILDCARE SERVICES

UHSC Children's Services

Record/Information Administration fee - per hour	Calculated in 15 minute increments (no charge under 15 minutes)	61.50	60.00	1.50	2.50%	E	Y
--	---	-------	-------	------	-------	---	---

Government Child Care Assistance with the cost of care is available to all eligible families - contact 13 61 50

Family Day Care (FDC)

No Enrolment or Annual Enrolment fee

In home child care family application fee	Per family	153.75	150.00	3.75	2.50%	E	N
Parent administration levy	Per child, per hour	1.70	1.65	0.05	3.03%	E	N
Educator contribution	Per educator per week	23.00	22.50	0.50	2.22%	E	N
Educator contribution additional administration fee - non harmony web users	Per educator per week	3.30	N/A	N/A	N/A	E	N
Playgroup fee	Per child in attendance	3.25	3.00	0.25	8.33%	E	N
Prospective educator registration/stand - alone relief educator registration	(Initial registration. Non refundable. Determined according to competency assessment)	102.50 to 385.00	100.00 to 375.00	0.00	0.00%	E	Y
Dual/relief registration	(Initial registration. Non refundable. Determined according to competency assessment)	51.50 to 192.00	50.00 to 187.50	0.00	0.00%	E	Y
Educator assistant registration	(Initial registration. Non - refundable)	FREE	FREE	0.00	0.00%	E	Y

Part 5 - Fees and Charges 2019/2020 | CHILDCARE SERVICES

Description		2019/20 \$	2018/19 \$	change (\$)	change (%)	Fee Type	GST (Y/N)
FDC Educator Remuneration							
Care security payment	Refundable	Up to 2 weeks full fees	Up to 2 weeks full fees			E	Y
Standard core hours (any care between 8am - 6pm Mon to Fri)	Minimum to maximum per child per hour	7.75 to 16.00	7.50 to 15.75	0.25 to 0.25	3.33% to 1.59%	E	Y
Casual care	Minimum to maximum per child per hour	7.75 to 21.50	7.50 to 21.00	0.25 to 0.50	3.33% to 2.38%	E	Y
Out of core hours (before 8am/after 6pm Mon to Fri)	Minimum to maximum per child per hour	7.75 to 24.50	7.50 to 24.00	0.25 to 0.50	3.33% to 2.08%	E	Y
Weekend	Minimum to maximum per child per hour	7.75 to 24.50	7.50 to 24.00	0.25 to 0.50	3.33% to 2.08%	E	Y
Public holiday	Minimum to maximum per child per hour	7.75 to 32.00	7.50 to 31.50	0.25 to 0.50	3.33% to 1.59%	E	Y
Meals	Minimum to maximum per meal	1.00 to 10.00	1.00 to 10.00	0.00	0.00%	E	Y
Travel	Minimum to maximum per trip OR Maximum per applicable ATO vehicle rates per km	1.25 to 5.25	1.00 to 5.00	0.25 to 0.25	25.00 to 25.00%	E	Y
Laundry	Minimum to maximum per rinse/wash	1.25 to 5.25	1.00 to 5.00	0.25 to 0.25	25.00% to 25.00%	E	Y
Nappies/wipes	Minimum to maximum per change	0.25 to 1.25	0.20 to 1.00	0.05 to 0.25	25.00 to 25.00%	E	Y
Early arrival/late collection penalty	Per 15 minutes or part thereof/per child	5.50 to 20.50	5.00 to 20.00	0.50 to 0.50	10.00% to 2.50%	E	Y
Late payment penalty	Maximum per child per day	5.50 to 20.50	5.00 to 20.00	0.50 to 0.50	10.00% to 2.50%	E	Y
In Home Childcare (IHC)							
<i>Specific eligibility criteria apply - please contact the office for more information 6540 1151</i>							
Family induction administration fee	One - off fee to cover induction and administration of registration/application	51.25	50.00	1.25	2.50%	E	Y
Parent administration levy	Per child per hour	1.00	0.95	0.05	5.26%	E	N
Educator levy	Per child per hour	0.70	0.65	0.05	7.69%	E	N
Educator late attendance record fee	Per attendance record for attendances submitted later than midday on monday of each week	26.00	25.00	1.00	4.00%	E	Y
Educator attendance record administration fee	Annual fee, that can be paid every 3 months, 6 months, or yearly. Non - refundable.	175.00	170.00	5.00	2.94%	E	Y



Part 5 - Fees and Charges 2019/2020 | CHILDCARE SERVICES

Description		2019/20 \$	2018/19 \$	change (\$)	change (%)	Fee Type	GST (Y/N)
IHC Educator Remuneration							
Standard hours (any care between 7am - 8pm Monday to Friday)	Minimum to maximum per hour - up to 4 children	27.50 to 32.50	26.65 to 31.80	0.00	3.19% to 2.20%	E	Y
Non - standard hours (before 7am/after 8pm Monday to Friday)	Minimum to maximum per hour - up to 4 children	32.50 to 38.00	31.80 to 37.00	0.00	2.20% to 2.70%	E	Y
Overnight care (a discounted rate while children are asleep)	Flat rate - up to 4 children however if a child is up at 5am, rate is recalculated at non - standard rate	79.00	77.00	2.00	2.60%	E	Y
Weekend care	Minimum to maximum per hour - up to 4 children	37.75 to 43.15	36.80 - 42.05	0.00	2.58% to 2.62%	E	Y
Public holiday	Minimum to maximum per hour - up to 4 children	37.75 to 43.15	36.80 - 42.05	0.00	2.58% to 2.62%	E	Y
Additional children per child per hour		5.30	5.15	0.15	2.91%	E	Y
Out Of School Hours Service (SOOSH)							
<i>No Enrolment , Annual Enrolment or charges on Public Holidays</i>							
Vacation Care (per day)	Per day session	60.00	55.00	5.00	9.09%	E	N
Before School Care - permanent	Per session - when care is booked for a regular attendance	22.50	21.50	1.00	4.65%	E	N
Before School Care - casual	Per session - when care is booked from week to week as needed	24.50	23.50	1.00	4.26%	E	N
After School Care - permanent	Per session - when care is booked for a regular attendance	27.00	26.00	1.00	3.85%	E	N
After School Care - casual	Per session - when care is booked from week to week as needed	30.00	29.00	1.00	3.45%	E	N
Late penalty (BSC, ASC and Vacation Care)	Per child per 15 minutes or part thereof for collection after 6pm/service closing. Penalty charges do NOT attract CCB/CCR	15.50	15.00	0.50	3.33%	E	N
Early Learning Centre (ELC)							
<i>No Enrolment , Annual Enrolment or charges on Public Holidays</i>							
Daily Fees Nursery (Rainbows)	Public Holiday charge removed	109.00	105.00	4.00	3.81%	E	N
Daily Fees Pre Kindy (Moonbeams)	Public Holiday charge removed	105.00	100.00	5.00	5.00%	E	N
Daily Fees Preschool (Starbrights)	Public Holiday charge removed	94.00	93.00	1.00	1.08%	E	N

Part 5 - Fees and Charges 2019/2020 | COMMUNITY BUS (Merriwa)

Description		2019/20 \$	2018/19 \$	change (\$)	change (%)	Fee Type	GST (Y/N)
Late penalty (BSC, ASC and Vacation Care)	per child per 15 minutes or part thereof for collection after 6pm/service closing. Penalty charges do NOT attract CCB/CCR "	15.50	15.00	0.50	3.33%	E	N
Laundering charge (bed linen, loan hat etc)	per item per day laundering is needed	1.25	1.00	0.25	25.00%	E	N

CIRCUS

On Council owned land

Large circus operations which may include exotic animals	Rent - up to 2 nights	800.00	750.00	50.00	6.67%	E	N
	Rent - each subsequent night	370.00	350.00	20.00	5.71%	E	N
	Tent fees - per night	220.00	200.00	20.00	10.00%	E	N
	Refundable security deposit	1,000.00	1,000.00	0.00	0.00%	E	N
Small circus operations which may include only human skills and small domestic animals such as dogs and horses etc	Rent - up to 2 nights	470.00	450.00	20.00	4.44%	E	N
	Rent - each subsequent night	250.00	225.00	25.00	11.11%	E	N
	Refundable security deposit	1,000.00	550.00	450.00	81.82%	E	N

COMMUNITY BUS (Merriwa)

General users charge per km		1.80	1.75	0.05	2.86%	C	Y
Day Care/Senior Citizens (around Merriwa town, return trip)		2.70	2.60	0.10	3.85%	C	Y
Cleaning deposit (refundable)		100.00	100.00	0.00	0.00%	C	N



Description		2019/20 \$	2018/19 \$	change (\$)	change (%)	Fee Type	GST (Y/N)
COMPANION ANIMALS							
Registration fee (S95 Companion Animals Act 1998)	Desexed	58.00	57.00	0.00	0.00%	A	N
	Desexed - owned by an eligible pensioner	25.00	24.00	0.00	0.00%	A	N
	Desexed animal sold by eligible pound or shelter	29.00	28.50	0.00	0.00%	A	N
	Not desexed	210.00	207.00	0.00	0.00%	A	N
	Not desexed - kept by a recognised breeder	58.00	57.00	0.00	0.00%	A	N
	If not desexed by 6 months of age	150.00	N/A	N/A	N/A	A	N
	Not desexed - under 6 months of age	56.00	N/A	N/A	N/A	A	N
	Not desexed - owned by an eligible pensioner	207.00	207.00	0.00	0.00%	A	N
	Late fee (if not paid within 28 days after animal is required to be registered)	16.00	N/A	N/A	N/A	A	N
	Additional fee for companion animal that has not been desexed by relevant desexing age and is not kept by a recognised breeder for breeding purposes. (Payable in addition to the applicable registration fee listed above)	152.00	N/A	N/A	N/A	A	N
	Assistance animals	0.00	0.00	0.00	0.00%	A	N
	Greyhounds, working dogs and other	0.00	0.00	0.00	0.00%	A	N
	- refer to the Companion Animal Regulations						
Dangerous dog enclosure Certificate of Compliance		150.00	150.00	0.00	0.00%	A	N
Microchip fee in advance for impounded animals	Per animal by Council staff	45.00	45.00	0.00	0.00%	E	Y
	Per animal on special microchipping days	25.00	25.00	0.00	0.00%	E	Y
	Per animal by veterinarian	POA	POA	N/A	N/A	E	Y

Part 5 - Fees and Charges 2019/2020 | COMMUNITY CONNECT SERVICES (Murrurundi)

Description		2019/20 \$	2018/19 \$	change (\$)	change (%)	Fee Type	GST (Y/N)
Impounding fees	Release fee - first day or part thereof	55.00	55.00	0.00	0.00%	E	Y
	Second & subsequent release	55.00	55.00	0.00	0.00%	E	Y
	Release fee - each subsequent day or part thereof	25.00	25.00	0.00	0.00%	E	Y
	Treating sick or injured animals	Actual	Actual	N/A	N/A	E	Y
	Vaccination fee	20.00	20.00	0.00	0.00%	E	Y
	Surrender of companion animal for rehoming (delivered by owner)	150.00	71.00	79.00	111.27%	E	Y
	Surrender of companion animal with litter under 6 months	250.00	82.00	168.00	204.88%	E	Y
	Additional fees for pick up beyond 10km radius from Aberdeen, Merriwa, Murrurundi or Scone based on time & kilometre travelled	at cost	At cost	N/A	N/A	E	Y
Sale of companion animal - under six months		0.00	0.00	0.00	0.00%	E	Y
Sale of companion animal - other		0.00	0.00	0.00	0.00%	E	Y
Traps hire (refundable security deposit)		100.00	100.00	0.00	0.00%	E	N
COMMUNITY CONNECT SERVICES (Murrurundi)							
Advertising	Front or back cover of The Links	85.00	85.00	0.00	0.00%	E	Y
	Inside	45.00	45.00	0.00	0.00%	E	Y
Computer access	Adult - per half hour	4.00	3.90	0.10	2.56%	D	Y
	Adult - per hour	6.15	6.00	0.15	2.50%	D	Y
	Child - per half hour	2.90	2.80	0.10	3.57%	D	Y
	Child - per hour	4.60	4.50	0.10	2.22%	D	Y
	Quick Jump (15 minutes)	2.15	2.10	0.05	2.38%	D	Y
	Student in school holidays (2 hour block)	6.35	6.20	0.15	2.42%	D	Y
<i>Black & white printing (see photocopying)</i>							
Scanning - staff assisted (per page)		1.25	1.25	0.00	0.00%	D	Y
Data projector	Per day	70.00	70.00	0.00	0.00%	D	Y
	Minimum 3 hours	42.50	42.50	0.00	0.00%	D	Y
	Refundable security deposit	100.00	100.00	0.00	0.00%	D	N



Part 5 - Fees and Charges 2019/2020 | COMMUNITY CONNECT SERVICES (Murrurundi)

Description		2019/20 \$	2018/19 \$	change (\$)	change (%)	Fee Type	GST (Y/N)
Digital camera	Four hours hire	34.00	33.00	1.00	3.03%	D	Y
	Eight hours hire	61.00	60.00	1.00	1.67%	D	Y
	Refundable security deposit	100.00	100.00	0.00	0.00%	D	N
Facsimiles	To send Australia first page (then \$0.80 per page thereafter)	2.70	2.70	0.00	0.00%	D	Y
	To send overseas first page (then \$0.80 per page thereafter)	6.40	6.40	0.00	0.00%	D	Y
	To receive (per page)	1.00	1.00	0.00	0.00%	D	Y
Laminating	Business card size	2.40	2.40	0.00	0.00%	D	Y
	A4 size	3.90	3.90	0.00	0.00%	D	Y
	A3 size	5.60	5.60	0.00	0.00%	D	Y
	Foils	3.80	3.80	0.00	0.00%	D	Y
Photocopying	A4 (rc) paper (per page) (B&W)	0.60	0.60	0.00	0.00%	D	Y
	A4 (rc) paper dbl sided (per page) (B&W)	0.90	0.85	0.05	5.88%	D	Y
	A4 own paper (per page) (B&W)	0.50	0.50	0.00	0.00%	D	Y
	A4 double sided (per page) (B&W) own paper	0.80	0.75	0.05	6.67%	D	Y
	A4 (rc) paper (per page) (colour)	1.50	1.50	0.00	0.00%	D	Y
	A4 (rc) paper (per page) (part colour)	1.50	1.50	0.00	0.00%	D	Y
	A4 (rc) paper double sided (part colour)(per page)	2.80	2.80	0.00	0.00%	D	Y
	A3 (rc) paper double sided(B&W) (per page)	2.20	2.20	0.00	0.00%	D	Y
	A3 (rc) paper double sided (colour)(per page)	2.75	2.70	0.05	1.85%	C	Y
	A3 (rc) single sided (B&W)(per page)	1.40	1.35	0.05	3.70%	D	Y
	A3 (rc) single sided (colour)(per page)	2.75	2.70	0.05	1.85%	E	Y
	Bulk photocopy over 50 sheets (per 50 pages)s/s	18.00	17.50	0.50	2.86%	E	Y
	Bulk photocopy over 50 sheets (per 50 pages) d/s	27.00	26.00	1.00	3.85%	D	Y
	Bulk photocopy over 50 sheets (per 50 pages) - colour	69.00	67.50	1.50	2.22%	D	N
	Bulk photocopy over 50 sheets (per 50 pages) - colour d/s	118.00	115.00	3.00	2.61%	D	Y

Description		2019/20 \$	2018/19 \$	change (\$)	change (%)	Fee Type	GST (Y/N)	
Training room hire (room hire includes training facilities)	Commercial (per hour)	48.00	47.50	0.50	1.05%	D	Y	
	Community groups (per hour)	18.00	17.50	0.50	2.86%	D	Y	
	- half day	33.00	32.00	1.00	3.13%	D	Y	
	- full day	43.00	42.00	1.00	2.38%	D	Y	
Typing	Per hour - customer to provide content & layout	48.00	47.50	0.50	1.05%	D	Y	
	Work involving layout and design (brochures etc.)	Per quote	Per quote	N/A	N/A	D	Y	
Printing	Colour Inkjet A4 photo printing	Text only A4	1.25	1.20	0.05	4.17%	D	Y
		Text & graphics	4.50	4.40	0.10	2.27%	D	Y
	Laminating - own sheets	A4	1.90	1.85	0.05	2.70%	D	Y
		A3	3.00	3.00	0.00	0.00%	D	Y
	Printing - own paper	A4 B&W single sided	0.60	0.55	0.05	9.09%	D	Y
		A4 B&W double sided	1.15	1.10	0.05	4.55%	D	Y
		A4 double side colour	2.25	2.20	0.05	2.27%	D	Y
A4 colour single sided		1.60	1.50	0.10	6.67%	D	Y	

DEVELOPMENT APPLICATIONS

For development involving the erection of a building other than a dwelling house, the carrying out of work or the demolition of a work or a building

Up to \$5000		110.00	110.00	0.00	0.00%	A	N
\$5,001 - \$ 50,000	plus an additional \$3 for each \$1,000 (or part of \$1,000) of the estimated cost.	170.00	170.00	0.00	0.00%	A	N
\$50,001 - \$250,000	plus an additional \$3.64 for each \$1,000 (or part of \$1,000) of the estimated cost.	352.00	352.00	0.00	0.00%	A	N
\$ 250,001 - \$ 500,000	plus an additional \$2.34 for each \$1,000 (or part of \$1,000) by which the estimated cost exceeds \$250,000.	1,160.00	1,160.00	0.00	0.00%	A	N
\$ 500,001 - \$ 1,000,000	plus an additional \$1.64 for each \$1,000 (or part of \$1,000) by which the estimated cost exceeds \$500,000.	1,745.00	1,745.00	0.00	0.00%	A	N
\$ 1,000,001 - \$ 10,000,000	plus an additional \$1.44 for each \$1,000 (or part of \$1,000) by which the estimated cost exceeds \$1,000,000.	2,615.00	2,615.00	0.00	0.00%	A	N
More than \$ 10,000,000	plus an additional \$1.19 for each \$1,000 (or part of \$1,000) by which the estimated cost exceeds \$10,000,000.	15,875.00	15,875.00	0.00	0.00%	A	N




Part 5 - Fees and Charges 2019/2020 | DEVELOPMENT APPLICATIONS

Description	2019/20 \$	2018/19 \$	change (\$)	change (%)	Fee Type	GST (Y/N)
Rainwater tanks up to 25,000 litres in capacity for existing dwellings	0.00	0.00	0.00	0.00%	A	N
Department of Planning Fee for DAs Exceeding \$50,000						
<i>P=0.64 x E - 5/1,000, where P represents the \$ to be set aside, expressed in \$ rounded down to the nearest \$, and E represents the estimated cost of development expressed in \$ rounded up to the nearest thousand.</i>						
Erection of a dwelling house with an estimated value of \$100,000 or less	455.00	455.00	0.00	0.00%	A	N
Other, for example, not involving the erection of a building, the carrying out of work or the subdivision of land.	285.00	285.00	0.00	0.00%	A	N
Advertising signs for 1 only	285.00	285.00	0.00	0.00%	A	N
Plus for each additional sign (if any)	93.00	93.00	0.00	0.00%	A	N
Subdivisions/Consolidations/Boundary Adjustment						
<i>for development involving the subdivision of land</i>						
New roads	665.00	665.00	0.00	0.00%	A	N
plus each additional lot	65.00	65.00	0.00	0.00%	A	N
No new roads	330.00	330.00	0.00	0.00%	A	N
plus each additional lot	53.00	53.00	0.00	0.00%	A	N
Strata title	330.00	330.00	0.00	0.00%	A	N
plus each additional lot	65.00	65.00	0.00	0.00%	A	N
Advertising						
Development Application advertising/notification fee	135.00	132.00	3.00	2.27%	E	N
Notice fees - when required for the development						
Advertised development	1,105.00	1,105.00	0.00	0.00%	A	N
Designated development	2,220.00	2,220.00	0.00	0.00%	A	N
Prohibited development	1,105.00	1,105.00	0.00	0.00%	A	N
When an environmental planning instrument requires notice to be given (other than developments above). Council will refund so much of the fee paid.	1,105.00	1,105.00	0.00	0.00%	A	N
In addition to any other fees payable, a maximum fee of \$920 is payable for designated development.	920.00	920.00	0.00	0.00%	A	N
<i>Despite the provisions of Fees for Development Applications there is a minimum fee of \$555 for designated development.</i>						
Integrated Development						
An additional fee per approval body	140.00	140.00	0.00	0.00%	A	N

Part 5 - Fees and Charges 2019/2020 | DEVELOPMENT APPLICATIONS

Description	2019/20 \$	2018/19 \$	change (\$)	change (%)	Fee Type	GST (Y/N)
A further fee for the referral and provision of advice in respect to the general terms of approval to be granted by Council, per approval body.	320.00	320.00	0.00	0.00%	A	N
<i>What if two or more fees are applicable to a single development application? If two or more fees are applicable to a single development application (such as to subdivide land and erect a building on one or more lots created by the subdivision), the maximum fee payable for the development is the sum of those fees.</i>						
Modification of a Consent for Local Development						
Application under s4.55 (1) EP&A Act (maximum)	71.00	71.00	0.00	0.00%	A	N
Application under s4.55 (1A) or S4.56 (1) EP&A Act, \$645 or, 50% of original DA fee, which ever is the lesser.	645.00	645.00	0.00	0.00%	A	N
Application under s4.55 (2) or s4.56 (1) EP&A Act: If the original application fee was less than \$100.00, 50% of that fee, or in the case of a development application that involves the erection of a dwelling house of \$100,000 or less	190.00	190.00	0.00	0.00%	A	N
In all other cases:						
Up to \$5,000	55.00	55.00	0.00	0.00%	A	N
\$5,001 - \$ 250,000 plus an additional \$1.50 for each \$1,000 (or part of \$1,000) of the estimated cost	85.00	85.00	0.00	0.00%	A	N
\$ 250,001 - \$ 500,000 plus an additional \$0.85 for each \$1,000 (or part of \$1,000) by which the estimated cost exceeds \$250,000	500.00	500.00	0.00	0.00%	A	N
\$ 500,001 - \$ 1,000,000 plus an additional \$0.50 for each \$1,000 (or part of \$1,000) by which the estimated cost exceeds \$500,000	712.00	712.00	0.00	0.00%	A	N
\$ 1,000,001 - \$ 10,000,000 plus an additional \$0.40 for each \$1,000 (or part of \$1,000) by which the estimated cost exceeds \$1,000,000	987.00	987.00	0.00	0.00%	A	N
More than \$ 10,000,000 plus an additional \$0.27 for each \$1,000 (or part of (\$1,000) by which the estimated cost exceeds \$10,000,000	4,737.00	4,737.00	0.00	0.00%	A	N
<i>NB an additional amount of not more than \$665 if notice of the application is required under s4.55(2) or s4.56(1) of the Act. Council will refund so much of the additional amount as is not spent in giving the notice under s4.55(2) of the Act.</i>						
Request for a Review of a Determination Under Section 8.2 (1)(c) of the Act						
In the case of a development that does not involve the erection of a building, the carrying out of a work or the demolition of a work or building, 50% of that fee, or	50% of DA fee	50% of DA fee	N/A	N/A	A	N
In the case of a development application that involves the erection of a dwelling house of \$100,000 or less	190.00	190.00	0.00	0.00%	A	N
In all other cases:						



Part 5 - Fees and Charges 2019/2020 | DEVELOPMENT APPLICATIONS

Description		2019/20 \$	2018/19 \$	change (\$)	change (%)	Fee Type	GST (Y/N)
Up to \$5000		55.00	55.00	0.00	0.00%	A	N
\$5001 - \$ 250,000	plus an additional \$1.50 for each \$1,000 (or part of \$1,000) of the estimated cost	85.00	85.00	0.00	0.00%	A	N
\$ 250,001 - \$ 500,000	plus an additional \$0.85 for each \$1,000 (or part of \$1,000) by which the estimated cost exceeds \$250,000.	500.00	500.00	0.00	0.00%	A	N
\$ 500,001 - \$ 1,000,000	plus an additional \$0.50 for each \$1,000 (or part of \$1,000) by which the estimated cost exceeds \$500,000.	712.00	712.00	0.00	0.00%	A	N
\$ 1,000,001 - \$ 10,000,000	plus an additional \$0.40 for each \$1,000 (or part of \$1,000) by which the estimated cost exceeds \$1m.	987.00	987.00	0.00	0.00%	A	N
More than \$ 10,000,000	plus an additional \$0.27 for each \$1,000 (or part of \$1,000) by which the estimated cost exceeds \$10m	4,737.00	4,737.00	0.00	0.00%	A	N

NB an additional amount of not more than \$620 if notice of the application is required under s8.2 of the Act. Council will refund so much of the additional amount as is not spent in giving the notice under s8.2 of the Act.

Request for a Review of a Determination Under Section 8.2 (1)(c) of the Act

If the estimated costs of the development is less than \$100,000		55.00	55.00	0.00	0.00%	A	N
If the estimated costs of the development is \$100,000 or more and less than or equal to \$1,000,000		150.00	150.00	0.00	0.00%	A	N
If the estimated costs of the development is more than \$1,000,000		250.00	250.00	0.00	0.00%	A	N

Exceptions to Development Standards (Clause 4.6 of UHLEP 2013)

Referral to Department of Planning	variation >10% of Council standard delegated authority	140.00	140.00	0.00	0.00%	A	N
	plus concurrence fee (if required)	320.00	320.00	0.00	0.00%	A	N

Development Contributions

(For development consents granted before 27th March 2017 refer to the former S94 and S64 Development Plans for contributions structure)


S7.11 (Previous S94) All Residential Development and Subdivision (R1, R5, B2 and B4 zones within 10km Radius of Scone & Aberdeen) Three Bedroom (+) Dwelling/Lot

Recreation and open space facilities		1,311.34	1,280.61	30.73	2.40%	E	N
Community and cultural facilities		662.43	646.90	15.53	2.40%	E	N
Transport infrastructure		1,339.93	1,308.53	31.40	2.40%	E	N
Plan management and administration		30.38	29.67	0.71	2.39%	E	N
Car parking in lieu of the provision of off - street car parking		9,563.63	9,339.48	224.15	2.40%	E	N
Extractive industry		Refer to S94 Plan	Refer to S94 Plan	N/A	N/A	E	N

S64 Contributions Per Equivalent Tenement

Part 5 - Fees and Charges 2019/2020 | DEVELOPMENT APPLICATIONS

Description		2019/20 \$	2018/19 \$	change (\$)	change (%)	Fee Type	GST (Y/N)
Water	Cassilis	1,749.22	1,708.22	41.00	2.40%	E	N
	Merriwa	7,374.66	7,201.82	172.84	2.40%	E	N
	Murrurundi	7,374.66	7,201.82	172.84	2.40%	E	N
	Scone/Aberdeen	7,374.66	7,201.82	172.84	2.40%	E	N
Sewerage	Cassilis	N/A	N/A	N/A	N/A	E	N
	Merriwa	2,422.00	2,365.23	56.77	2.40%	E	N
	Murrurundi	2,422.00	2,365.23	56.77	2.40%	E	N
	Scone/Aberdeen	8,535.20	11,113.54	266.72	2.40%	E	N
S7.12 Levy Contributions (previous S94A)							
<i>Levy contributions are based on a percentage of the estimated cost of development & CPI indexed.</i>							
All development where the proposed cost of carrying out the development is less than \$100,000.		0.00%	0.00%	0.00	0.00%	E	N
All development where the estimated cost of carrying out the development is greater than \$100,000 and up to \$200,000.		0.50%	0.50%	0.00	0.00%	E	N
All development where the estimated cost of carrying out the development is greater than \$200,000.		1.00%	1.00%	0.00	0.00%	E	N
Other fees and charges							
Fire safety inspection fee		POA	POA	N/A	N/A	E	N
Objection to application of Regulations and Local Policies (s82 LG Act)		295.00	295.00	0.00	0.00%	E	N
Rezoning Applications/Planning Proposal - additional permitted uses and where the proposal does not create the potential for subdivision and additional lots.		5,000.00	2,000.00	3,000.00	150.00%	E	N
Rezoning Application/Planning Proposal - where the proposed minimum lot size would allow for up to 3 additional lots		5,000.00	5,000.00	0.00	0.00%	E	N
Rezoning Applications/Planning Proposal - where the proposed minimum lot size would allow for more than 3 additional lots	Initial Lodgement of Planning Proposal application	4,100.00	4,000.00	100.00	2.50%	E	N
	Council support and referral to Department of Planning (gateway)	3,075.00	3,000.00	75.00	2.50%	E	N
	Following gateway approval and lodgement of final documents for exhibition	3,075.00	3,000.00	75.00	2.50%	E	N
Development consent list	per month	40.00	38.00	2.00	5.26%	E	Y
	per annum	190.00	188.00	2.00	1.06%	E	Y
Flood Risk Certificate		62.00	60.00	2.00	3.33%	E	Y
Flood information		200.00	195.00	5.00	2.56%	E	Y
88B Variation		143.00	140.00	3.00	2.14%	E	Y



Part 5 - Fees and Charges 2019/2020 | DEVELOPMENT APPLICATIONS

Description	2019/20 \$	2018/19 \$	change (\$)	change (%)	Fee Type	GST (Y/N)
Search of building/development approvals per hour	82.00	80.00	2.00	2.50%	E	Y
Approvals Under S68 LGA						
Install manufactured home, moveable dwelling on land	354.00	345.00	9.00	2.61%	E	N
Sewerage and stormwater drainage work in conjunction with DA, CC or CDC lodged with Council plus an additional \$25.00 for each closet proposal	185.00	180.00	5.00	2.78%	E	N
Sewerage and stormwater drainage work not in conjunction with DA, CC or CDC lodged with Council plus an additional \$25.00 for each closet proposal	241.00	235.00	6.00	2.55%	E	N
On-site Sewage Management						
Application to install, construct, modify on-site sewage management systems up to 10 persons - includes preliminary inspection	300.00	240.00	60.00	25.00%	E	N
Application to modify on-site sewage management systems up to 10 persons - includes preliminary inspection	210.00	N/A	N/A	N/A	E	N
Application to install, construct, modify a commercial on-site sewage management systems greater than 10 persons - includes preliminary inspection	450.00	395.00	55.00	13.92%	E	N
Approval to operate - Residential (annual) - refer to Revenue Policy	63.00	58.00	2.00	3.45%	E	N
Approval to operate - Commercial (annual) - refer to Revenue Policy	63.00	58.00	2.00	3.45%	E	N
Inspection fee per system (Additional and reinspections)	60.00	58.00	2.00	3.45%	E	N
Inspection fee of primary system at request of owner/solicitor, etc.	150.00	142.00	3.00	2.11%	E	N
Miscellaneous Approvals Under Section 68 LGA						
Use community land	174.00	170.00	4.00	2.35%	E	N
Swing hoist goods over road	280.00	275.00	5.00	1.82%	E	N
General approvals not mentioned above	230.00	225.00	5.00	2.22%	E	N
Inspections associated with approvals	150.00	142.00	3.00	2.11%	E	N
Approvals Under Section 138 Roads Act						
In conjunction with DA, CC or CDC lodged with Council	82.00	80.00	2.00	2.50%	E	N

Description		2019/20 \$	2018/19 \$	change (\$)	change (%)	Fee Type	GST (Y/N)
Not in conjunction with DA, CC, or CDC (charities exempt)		185.00	185.00	0.00	0.00%	E	N
Inspections associated with approvals		150.00	142.00	3.00	2.11%	E	N
Residential driveway crossing		150.00	150.00	0.00	0.00%	E	N
Rural driveway crossing		185.00	300.00	- 115.00	- 38.33%	E	N
ENVIRONMENTAL & SUSTAINABILITY WORKSHOPS							
Standard Sustainability Workshops - per person		Variable - based on cost recovery	N/A	N/A	N/A	E	Y
Specialised Sustainability Workshops - per person		Variable - based on cost recovery	N/A	N/A	N/A	E	Y
GOVERNMENT INFORMATION PRIVATE ACCESS (GIPA)							
Standard application	each	30.00	30.00	0.00	0.00%	A	N
Non - standard application	per hour	30.00	30.00	0.00	0.00%	A	N
Search fee	per hour	30.00	30.00	0.00	0.00%	A	N
Internal review		40.00	40.00	0.00	0.00%	A	N
HALL HIRE							
Aberdeen Community Hall							
Hire of building	per day	18.50	18.00	0.50	2.78%	C	Y
	per half - day (minimum charge)	13.50	13.00	0.50	3.85%	C	Y
Refundable Security Deposit	casual user, no alcohol	35.00	35.00	0.00	0.00%	E	N
	casual user, with alcohol	280.00	280.00	0.00	0.00%	E	N
	regular user	N/A	N/A	N/A	N/A	E	N
Cassilis Community Centre							
Main hall and supper room	Per day	40.00	45.00	1.00	2.22%	C	Y
Main hall and supper room	Per half day	20.00	39.00	1.00	2.56%	C	Y



Part 5 - Fees and Charges 2019/2020 | HALL HIRE

Description		2019/20 \$	2018/19 \$	change (\$)	change (%)	Fee Type	GST (Y/N)
Main hall and supper room	Per hour	10.00	65.00	1.50	2.31%	C	Y
Toy box hire	Per person	Gold Coin	Gold Coin	N/A	N/A	C	Y
Kitchen (no cutlery or crockery)	Per day	46.50	46.00	0.50	1.09%	C	Y
Kitchen - commercial use	Per day	83.00	81.00	2.00	2.47%	C	Y
Cutlery & crockery		40.00	39.00	1.00	2.56%	C	Y
Tables	Each	18.50	18.00	0.50	2.78%	C	Y
Chairs	Each	6.00	5.90	0.10	1.69%	C	Y
Refundable security deposit - tables & chairs		300.00	300.00	0.00	0.00%	C	N
Rehearsals		13.00	13.00	0.00	0.00%	C	Y
Overnight auction storage charges		70.00	70.00	0.00	0.00%	C	Y
Refundable security deposit - hall use		200.00	340.00	10.00	2.94%	E	N

Condition of hire - incorporated bodies, sporting clubs or associations of any kind must provide their own public liability insurance (\$10 million).

Merriwa Office

Not for profit organisations		0.00	0.00	0.00	0.00%	C	Y
Meeting room	Per day	128.00	125.00	3.00	2.40%	C	Y
	Per hour	21.50	21.00	0.50	2.38%	C	Y

Scone Office

Not for profit organisations		0.00	0.00	0.00	0.00%	C	Y			
Chambers	Per hour	24.00	23.00	1.00	4.35%	C	Y			
Barry Rose committee room	Per hour	18.00	17.00	1.00	5.88%	C	Y			
	Use of video and/or teleconferencing facilities									
				First hour	63.50	62.00	1.50	2.42%	C	Y
				Each additional hour	19.50	19.00	0.50	2.63%	C	Y
Committee room no.2	Per hour	17.50	17.00	0.50	2.94%	C	Y			
	Use of video and/or teleconferencing facilities									
				First hour	63.50	62.00	1.50	2.42%	C	Y
				Each additional hour	19.50	19.00	0.50	2.63%	C	Y
Training room	Per hour	36.00	35.00	1.00	2.86%	C	Y			
Kitchen use	Per hour	15.50	15.00	0.50	3.33%	C	Y			
Interview room no. 1	Per hour	15.50	15.00	0.50	3.33%	C	Y			

Part 5 - Fees and Charges 2019/2020 | HALL HIRE

Description		2019/20 \$	2018/19 \$	change (\$)	change (%)	Fee Type	GST (Y/N)
Merriwa School of Arts							
Main hall	Per day	89.00	87.00	2.00	2.30%	C	Y
Main hall	1/2 day - minimum charge	43.00	42.00	1.00	2.38%	C	Y
Supper room	Per day	47.00	46.00	1.00	2.17%	C	Y
Hall & supper room	Per day	100.00	97.00	3.00	3.09%	C	Y
Small room at rear	Per day	31.00	30.00	1.00	3.33%	C	Y
Kitchen (no cutlery or crockery)	Per day	95.00	93.00	2.00	2.15%	C	Y
Kitchen - commercial use (no cutlery or crockery)	Per day	130.00	125.00	5.00	4.00%	C	Y
Cutlery & crockery		46.00	45.00	1.00	2.22%	C	Y
Tables	Each	18.50	18.00	0.50	2.78%	C	Y
Chairs	Each	6.00	5.90	0.10	1.69%	C	Y
Refundable security deposit - tables & chairs		285.00	280.00	5.00	1.79%	C	N
Rehearsals		13.50	13.00	0.50	3.85%	C	Y
Overnight auction storage charges		68.50	67.00	1.50	2.24%	C	Y
Non refundable reservation fee/cancellation fee		64.00	62.00	2.00	3.23%	E	Y
Refundable security deposit - hall use		390.00	380.00	10.00	2.63%	E	N
<i>Condition of hire - incorporated bodies, sporting clubs or associations of any kind must provide their own public liability insurance (\$10 million).</i>							
Murrurundi RSL Hall							
Retail sales - per day		320.00	310.00	10.00	3.23%	C	Y
Balls, markets, birthdays, dances, shows, weddings, concerts - per day		160.00	155.00	5.00	3.23%	C	Y
Exhibits, fashion parades, displays, classes (commercial) - per day		80.00	78.00	2.00	2.56%	C	Y
Use by non - profit organisations - shire based		0.00	0.00	0.00	0.00%	C	Y
School functions including rehearsals		0.00	0.00	0.00	0.00%	C	Y
Pre - school kindergarten - per week		10.00	10.00	0.00	0.00%	C	Y
Refundable security & key deposit - no alcohol		115.00	110.00	5.00	4.55%	E	N
Refundable security & key deposit - with alcohol		235.00	230.00	5.00	2.17%	E	N
Minimum hourly rate		20.50	20.00	0.50	2.50%	C	Y
<i>Condition of hire - incorporated bodies, sporting clubs or associations of any kind must provide their own public liability insurance (\$10 million).</i>							



Part 5 - Fees and Charges 2019/2020 | HALL HIRE

Description	2019/20 \$	2018/19 \$	change (\$)	change (%)	Fee Type	GST (Y/N)
Old Court Theatre (Scone)						
Daily use	155.00	148.00	7.00	4.73%	C	Y
Half day use	85.00	82.00	3.00	3.66%	C	Y
Refundable security deposit - hall use	210.00	205.00	5.00	2.44%	E	N
Senior Citizens Centre (Scone)						
Small meeting room - community groups, per hour	10.30	10.00	0.30	3.00%	C	Y
Small meeting room - other organisations, per hour	14.50	14.00	0.50	3.57%	C	Y
Large meeting room - community groups, per hour	13.50	13.00	0.50	3.85%	C	Y
Large meeting room - other organisations, per hour	17.50	17.00	0.50	2.94%	C	Y
Large entertainment area - community groups, per hour	14.50	14.00	0.50	3.57%	C	Y
Large entertainment area - other organisations, per hour	22.50	22.00	0.50	2.27%	C	Y
<i>Condition of hire - incorporated bodies, sporting clubs or associations of any kind must provide their own public liability insurance (\$10 million).</i>						
Settlement Hall (20km South West of Merriwa)						
Party hire	70.00	67.00	3.00	4.48%	C	Y
Meeting hire	40.00	38.00	2.00	5.26%	C	Y
B&S Ball or Ute Muster	590.00	570.00	20.00	3.51%	C	Y
Toy box hire (per person)	Gold coin	Gold Coin	N/A	N/A	C	Y
Refundable security deposit - party hire	200.00	200.00	0.00	0.00%	E	N
Refundable security deposit - B&S Ball or Ute Muster	600.00	570.00	30.00	5.26%	E	N
Refundable cleaning bond for meetings	45.00	40.00	5.00	12.50%	E	N
<i>Condition of hire - incorporated bodies, sporting clubs or associations of any kind must complete an application for hire and provide their own public liability insurance (\$10 million).</i>						
Scone Youth Centre (Hall at Rear) - Hall Hire						
Hire of building - casual user, per day	30.00	26.00	4.00	15.38%	C	Y
Hire of building - casual user, per half - day	20.00	16.00	4.00	25.00%	C	Y
Hire of building - casual user, per night	25.00	21.00	4.00	19.05%	C	Y
Hire of building - regular user, per day	25.00	21.00	4.00	19.05%	C	Y
Hire of building - regular user, per half - day	15.00	13.00	2.00	15.38%	C	Y
Hire of building - business user, per hour	40.00	31.00	9.00	29.03%	C	Y
Refundable security deposit - casual user, no alcohol	100.00	100.00	0.00	0.00%	E	N
Refundable security deposit - regular user	20.00	16.00	4.00	25.00%	E	N

Condition of hire - incorporated bodies, sporting clubs or associations of any kind must complete an application for hire and provide their own public liability insurance (\$10 million).

Description	2019/20 \$	2018/19 \$	change (\$)	change (%)	Fee Type	GST (Y/N)
Score Youth Club (Kitchen/Meeting Area in New Building)						
Hire of building - casual user, per day	40.00	36.00	4.00	11.11%	C	Y
Hire of building - casual user, per half - day	27.00	26.00	1.00	3.85%	C	Y
Hire of building - casual user, per night	27.00	26.00	1.00	3.85%	C	Y
Hire of building - regular user, per day	35.00	31.00	4.00	12.90%	C	Y
Hire of building - regular user, per half - day	20.00	14.00	6.00	42.86%	C	Y
Hire of building - business user, per hour	50.00	31.00	19.00	61.29%	C	Y
HORSE BOXES						
Permanent hire - weekly - bedding not included	N/A	100.00	N/A	N/A	E	Y
Store room hire - weekly - bedding not included	N/A	20.00	N/A	N/A	E	Y
Overnight hire - bedding not included	N/A	20.00	N/A	N/A	E	Y
Overnight hire - bedding included (reused up to 3 times) - must be cleaned before exit	N/A	35.00	N/A	N/A	E	Y
Club/Committee hire - weekly over 3 days	N/A	54.00	N/A	N/A	E	Y
Club/Committee hire - per night	20.00	18.00	2.00	11.11%	E	Y
Horse sales - per day/night	20.00	20.00	0.00	0.00%	E	Y
Bedding material wood shavings	Cost + 20%	Cost + 20%	N/A	N/A	E	Y
Cleaning fee	75.00	100.00	- 25.00	- 25.00%	E	Y
ANIMAL SALES - commissions						
Animal sales - commission calculated on gross of the sale value (excl GST), then GST is added to the base commission value	1% + GST	1% + GST	N/A	N/A	E	Y
HOSTEL						
Refundable Accommodation Deposits (RAD)	220,000.00	220,000.00	0.00	0.00%	E	N
<i>Daily Access Payments (DAP) - RAD times Maximum Daily Interest Rate(MDIR) divided by 365. Note MDIR fixed by Department Health & Ageing quarterly</i>						
Residents fees (max set by the Department of Health & Ageing)	Set by DHA	Set by DHA	N/A	N/A	E	N



Description	2019/20 \$	2018/19 \$	change (\$)	change (%)	Fee Type	GST (Y/N)
IMPOUNDED ARTICLES - eg cars, trolleys, signs etc.						
Conveyance of impounded article to pound - labour and plant . Refer to Council's "Labour & Plant Hire Rates"	Refer PW Rates	Refer PW Rates	N/A	N/A	E	Y
Storage of an impounded article per Item	40.00	40.00	0.00	0.00%	E	Y
Notice advising the owner of an impounded item	40.00	40.00	0.00	0.00%	E	Y
Advertising of article/vehicle prior to sale, where necessary and when the owner not known.	143.00	140.00	3.00	2.14%	E	Y
IMPOUNDED STOCK						
Conveyance of impounded stock to pound or other approved site	Refer PW Rates	Refer PW Rates	N/A	N/A	E	Y
<i>See "labour hire rates" and "plant hire rates"</i>						
Temporary facility hire	Refer PW Rates	Refer PW Rates	N/A	N/A	E	Y
Stock vehicle equipment charge per hour	25.00	24.00	1.00	4.17%	E	Y
Charge for loss or trespassing of stock per incident	Refer PW Rates	Refer PW Rates	N/A	N/A	E	Y
Notice advising the owner of impounded stock	40.00	40.00	0.00	0.00%	E	Y
Advertising of stock prior to sale, where necessary and when the owner not known.	143.00	140.00	3.00	2.14%	E	Y
Sustenance and maintenance						
Small animal (sheep, goat, pig etc.) - per head per day	45.00	44.00	1.00	2.27%	E	Y
Large animal (horse, cow etc.) - per head per day	55.00	54.00	1.00	1.85%	E	Y
INDEPENDENT LIVING UNITS						
Murrurundi Liverpool Lodge units, Murrurundi Liverpool Lodge cottage, Merriwa Bettington & Vennacher Street units <i>variable rate based on 27% of full Aged Pension, indexed in September and March as pension increases are applied. Rent will remain below similar commercial rental in each area</i>	Variable	Variable	N/A	N/A	C	N
Merriwa Langley Street Low Income Units rented through Upper Hunter Homeless Support (dependent on income)	Variable	Variable	N/A	N/A	C	N
INSPECTION, LICENCE and REGISTRATION FEES						
Caravan parks (per site) licence	9.00	8.50	0.50	5.88%	E	N
Public halls inspection	N/A	N/A				
Footpath trading licence (charities exempt) annual fee per article include chair, table, a - frames, etc.	42.00	42.00	0.00	0.00%	E	N
Footpath trading licence (charities exempt) annual fee per business for two or more articles.	84.00	84.00	0.00	0.00%	E	N

Part 5 - Fees and Charges 2019/2020 | INSPECTION, LICENCE and REGISTRATION FEES

Description		2019/20 \$	2018/19 \$	change (\$)	change (%)	Fee Type	GST (Y/N)	
Health Premises								
<i>General: includes Food shops, Mobile vending, Bed & Breakfast, Hairdressers, Barbers, Beauty Salons etc. Skin Penetration Premises: includes Hairdressers, Tattooists, Barbers, Beauty Salons, Chemists etc. who perform body piercing</i>								
Annual administration fee (food shops)	Charitable organisation food stalls	0.00	0.00	0.00	0.00%	E	N	
	Temporary food stall	75.00	72.00	3.00	4.17%	E	N	
	Incident only (P4)*	N/A	100.00	N/A	N/A	E	N	
	Medium risk (P3)*	N/A	140.00	N/A	N/A	E	N	
	High risk (P1 - 2)*	N/A	200.00	N/A	N/A	E	N	
	P3 Premises as classified in Food Authority Guideline (low risk)*	150.00	N/A	N/A	N/A	E	N	
	P1 & P2 Premises as classified in Food Authority Guideline (Medium to High Risk)	Premises with 5 or less FTE staff *	250.00	N/A	N/A	N/A	E	N
		Premises with more than 50 FTE staff *	350.00	N/A	N/A	N/A	E	N
		Premises with more than 50 FTE staff * SAME DES DIFF FEE	800.00	N/A	N/A	N/A	E	N
Application fee (other)	General (hairdressers etc)	74.00	72.00	2.00	2.78%	E	N	
	Skin penetration premises	74.00	72.00	2.00	2.78%	E	N	
Inspection Fees								
	General (other than food shops)	102.50	100.00	2.50	2.50%	E	N	
	Water cooling towers	154.00	150.00	4.00	2.67%	E	N	
	Skin penetration premises	154.00	150.00	4.00	2.67%	E	N	
Food shops	Charitable organisations	0.00	0.00	0.00	0.00%	E	N	
<i>* as per Food Authority classification</i>	Temporary food stalls	94.00	91.00	3.00	3.30%	E	N	
	Incident only (P4)*	154.00	150.00	4.00	2.67%	E	N	
	Low risk (P3)*	154.00	150.00	4.00	2.67%	E	N	
	Med to high risk (P1 & P2)*	185.00	180.00	5.00	2.78%	E	N	
	Reinspection fee (after second inspection if deemed necessary)	174.00	170.00	4.00	2.35%	E	N	
	Water carters licence	138.00	135.00	3.00	2.22%	E	N	
	Water sampling - private (exclusive of water analysis costs)	138.00	135.00	3.00	2.22%	E	N	
	Public pool inspection and water testing	154.00	150.00	4.00	2.67%	E	N	



Description	2019/20 \$	2018/19 \$	change (\$)	change (%)	Fee Type	GST (Y/N)
-------------	---------------	---------------	----------------	---------------	-------------	--------------

LABOUR HIRE RATES (Private Works Rates)

Estimate per hour including on - costs. This information is provided to assist in determining costs where the services of a Council officer are involved.

Engineering assessment - senior engineer	275.00	275.00	0.00	0.00%	E	Y
Engineering assessment - engineer	200.00	180.00	20.00	11.11%	E	Y
Supervisor - normal time (7am - 4pm Mon - Fri)	120.00	110.00	10.00	9.09%	E	Y
Supervisor - overtime (all other times)	160.00	150.00	10.00	6.67%	E	Y
Plant operator - normal time (7am - 4pm Mon - Fri)	80.00	75.00	5.00	6.67%	E	Y
Plant operator - overtime (all other times)	110.00	105.00	5.00	4.76%	E	Y
Administrative enquiries	100.00	95.00	5.00	5.26%	E	Y
Labourer - normal time (7am - 4pm Mon - Fri)	80.00	65.00	15.00	23.08%	E	Y
Labourer - overtime (all other times)	110.00	N/A	N/A	N/A	E	Y

Other labour is at cost plus an administrative overhead plus GST


LIBRARY SERVICES

Some fees are set in conjunction with Muswellbrook Shire Council as part of joint Library Service

Borrowers	Reciprocal borrowers		FREE	FREE	N/A	N/A	E	N
	Non residential borrowers (refundable deposit)		25.00	25.00	0.00	0.00%	E	N
Fax machine	Sending - for the first page		2.65	2.60	0.05	1.92%	E	Y
	Sending - for each additional page		2.10	2.05	0.05	2.44%	E	Y
	Receiving - for the first page		2.10	2.05	0.05	2.44%	E	Y
	Receiving - for each additional page		2.10	2.05	0.05	2.44%	E	Y
	Overseas - sending & receiving		6.50	6.30	0.20	3.17%	E	Y
Laminating	Sized pouch 60mm x 95mm	Per card	5.30	2.20	3.10	140.91%	E	Y
	Sized pouch 216mm x 303mm	Per A4	6.30	3.80	2.50	65.79%	E	Y
	Sized pouch - 203mm x 426mm	Per A3	10.50	5.40	5.10	94.44%	E	Y

Part 5 - Fees and Charges 2019/2020 | PHOTOCOPYING & PRINTING (ADMINISTRATION OFFICES)

Description		2019/20 \$	2018/19 \$	change (\$)	change (%)	Fee Type	GST (Y/N)	
Lost and damaged material	Where information on the purchase cost is available, the replacement cost will be that price, plus a processing fee of	7.00	7.00	0.00	0.00%	E	N	
	Where purchase price is unavailable the cost shall be the default fee from UHRL database, plus	7.00	7.00	0.00	0.00%	E	N	
	Borrowers Cards and Barcode Labels (per card)	2.50	2.50	0.00	0.00%	E	N	
Overdues	Per item per day immediately it is overdue	N/A	N/A	N/A	N/A	E	N	
	Processing fee from second notice	4.00	4.00	0.00	0.00%	E	N	
	Replacement cost from third notice	Variable replacement cost	Variable replacement cost	N/A	N/A			
Photocopying	B/W, per copy	A4	1.05	1.00	0.05	5.00%	E	Y
	Colour, per copy	A4 - Scone branch only	3.90	3.80	0.10	2.63%	E	Y
	B/W, per copy	A3	1.60	1.55	0.05	3.23%	E	Y
	Colour, per copy	A3 - Scone branch only	6.65	6.50	0.15	2.31%	E	Y
Public access computers - includes word processing		FREE						
Printing (branch charges)	Per A4 Page of text	0.55	0.55	0.00	0.00%	E	Y	
	Per A4 Page of graphics/pictures - colour	1.35	1.35	0.00	0.00%	E	Y	
Book reservations	All books held in the Upper Hunter Library Network to be reserved	Per request	0.00	0.00	0.00	0.00%	E	Y
	Inter - library loan requests	Per request	6.50	6.00	0.50	8.33%	E	Y
	Inter - library loan requests	Pensioners and school/uni students - per request	3.50	3.00	0.50	16.67%	E	Y
	ILRS charges passed on when library charged	Per request	16.50	16.50	0.00	0.00%	E	Y
Digital readers	e - reader hire	FREE	FREE	NA	NA	E	Y	
	Replacement fee	200.00	200.00	0.00	0.00%	E	Y	
PHOTOCOPYING & PRINTING (ADMINISTRATION OFFICES)								
A4 size, B&W	per copy single sided	1.05	1.00	0.05	5.00%	D	Y	
	per copy double sided	1.25	1.20	0.05	4.17%	D	Y	
	per 50 copies	22.00	21.50	0.50	2.33%	D	Y	
	per 50 copies double sided	30.00	29.50	0.50	1.69%	D	Y	



Description		2019/20 \$	2018/19 \$	change (\$)	change (%)	Fee Type	GST (Y/N)
A4 size, colour	per copy single sided (text & graphics)	3.90	3.80	0.10	2.63%	D	Y
	per copy single sided (heavy graphics)	10.25	10.00	0.25	2.50%	D	Y
	per 50 copies (text & graphics)	84.00	83.00	1.00	1.20%	D	Y
	per 50 copies (heavy graphics)	230.00	225.00	5.00	2.22%	D	Y
A3 size, B&W	per copy single sided	1.60	1.55	0.05	3.23%	D	Y
	per copy double sided	2.55	2.50	0.05	2.00%	D	Y
	per 50 copies	30.00	29.50	0.50	1.69%	D	Y
	per 50 copies double sided	38.50	37.50	1.00	2.67%	D	Y
A3 size, colour	per copy single sided (text & graphics)	6.65	6.50	0.15	2.31%	D	Y
	per copy single sided (heavy graphics)	19.00	18.50	0.50	2.70%	D	Y
	per 50 copies (text & graphics)	155.00	150.00	5.00	3.33%	D	Y
	per 50 copies (heavy graphics)	375.00	365.00	10.00	2.74%	D	Y

PLAN COPYING (Plotter)

All size scan & print B&W	per copy	14.30	14.00	0.30	2.14%	D	Y
All size scan & print colour	per copy	28.00	27.00	1.00	3.70%	D	Y
All size scan only	per copy	11.30	11.00	0.30	2.73%	D	Y
A2 size, B&W	per copy	6.15	6.00	0.15	2.50%	D	Y
A1 size, B&W	per copy	11.30	11.00	0.30	2.73%	D	Y
A0 size, B&W	per copy	14.35	14.00	0.35	2.50%	D	Y

PLANT HIRE RATES (Private Works Rates)

Idle and travelling time are charged at the rate of hire. All plant is hired with an operator. These rates are for 'normal' time (7am - 4pm Mon - Fri). For hire outside these hours add \$35 per hour for penalty rates. Rates are subject to variation.

Backhoe	per hour	180.00	155.00	25.00	16.13%	E	Y
Dozer	per hour	310.00	280.00	30.00	10.71%	E	Y
Excavator	per hour	200.00	185.00	15.00	8.11%	E	Y
Grader	per hour	200.00	185.00	15.00	8.11%	E	Y
Loader - rubber tyred	per hour	180.00	160.00	20.00	12.50%	E	Y
Prime mover & float	per hour	250.00	200.00	50.00	25.00%	E	Y
	per km both ways	3.00	2.70	0.30	11.11%	E	Y

Part 5 - Fees and Charges 2019/2020 | RATE ENQUIRIES

Description		2019/20 \$	2018/19 \$	change (\$)	change (%)	Fee Type	GST (Y/N)
Roller	per hour	180.00	160.00	20.00	12.50%	E	Y
Skid steer loader	per hour	160.00	145.00	15.00	10.34%	E	Y
Tractor and slasher	per hour	180.00	165.00	15.00	9.09%	E	Y
Mower	per hour	85.00	85.00	0.00	0.00%	E	Y
Utility	per hour	30.00	30.00	0.00	0.00%	E	Y
	per km both ways	2.00	1.50	0.50	33.33%	E	Y
Truck (2 - 9 tonne tipper and crew cab)	per hour	100.00	90.00	10.00	11.11%	E	Y
	per km both ways	2.00	1.50	0.50	33.33%	E	Y
Truck (10 - 13 tonne tippers)	per hour	130.00	110.00	20.00	18.18%	E	Y
	per km both ways	2.00	1.50	0.50	33.33%	E	Y
Truck and dog (25 tonne)	per hour	180.00	170.00	10.00	5.88%	E	Y
	per km both ways	2.00	1.50	0.50	33.33%	E	Y
Water snorter (pipe cleaner)	per hour	125.00	100.00	25.00	25.00%	E	Y
Water tanker/water cart	per hour	180.00	130.00	50.00	38.46%	E	Y
	per km both ways	2.00	1.50	0.50	33.33%	E	Y
Grading crew (already on site) <i>includes grader, roller and water cart</i>	per hour	600.00	475.00	125.00	26.32%	E	Y
Tar patching truck (includes 2 operators)	per hour	375.00	325.00	50.00	15.38%	E	Y
	per km both ways	2.00	1.50	0.50	33.33%	E	Y
Street sweeper	per hour	280.00	225.00	55.00	24.44%	E	Y
Hire of generator	per hour	300.00	275.00	25.00	9.09%	E	Y
Hire of generator refundable security deposit		250.00	250.00	0.00	0.00%	E	N
Hire of shower/toilet block refundable security deposit		300.00	275.00	25.00	9.09%	E	N
Hire of mobile shower/toilet block	per event	300.00	250.00	50.00	20.00%	E	Y
Idle and travel time charged at the rate of hire. (all plant is hired with an operator)		Commercial Rates	Commercial Rates	N/A	N/A	E	Y

RATE ENQUIRIES

Search fee - per hour	86.00	84.00	2.00	2.38%	E	Y
Search fee - per hour (overtime)	121.00	118.00	3.00	2.54%	E	Y
Search fee - minimum fee	61.50	60.00	1.50	2.50%	E	Y



Description	2019/20 \$	2018/19 \$	change (\$)	change (%)	Fee Type	GST (Y/N)
Computer listing of assessments/ratepayers	143.00	140.00	3.00	2.14%	D	N
Sales register (valuers only)	76.00	74.00	2.00	2.70%	D	N
MapInfo document						
thematically coloured maps, each	97.00	95.00	2.00	2.11%	D	Y
black and white maps, each	82.00	80.00	2.00	2.50%	D	Y
in addition, a search fee applies	33.00	32.00	1.00	3.13%	D	Y
Exponaire maps (not owners)	8.20	8.00	0.20	2.50%	D	Y
Valuation search (valuers only)	7.20	7.00	0.20	2.86%	D	Y
Valuation listings (valuers only)	235.00	230.00	5.00	2.17%	D	N
Inspection of notices of sale (valuers only)	5.65	5.50	0.15	2.73%	D	N
Interest on overdue rates and charges (including water usage charges)	7.50%	7.50%	0.00	0.00%	A	N
Court attendance (staff) - see labour hire rates	Various	Various	N/A	N/A	E	Y
Legal fees - as set out by court house	At Cost	At Cost	N/A	N/A	E	Y

ROADS & STREETS

Bore site - rent per annum	300.00	275.00	25.00	9.09%	E	N
Footpath opening fee - minimum	130.00	125.00	5.00	4.00%	E	N
Footpath/road opening fee - restoration	Refer PW Rate	Refer PW Rate			E	N
Refundable security deposit - road opening	750.00	750.00	0.00	0.00%	E	N
Gravel road opening fee	260.00	250.00	10.00	4.00%	E	N
Sealed road opening fee - minimum	450.00	400.00	50.00	12.50%	E	N
Grids and gates - application fee, inspection and advertising	1,150.00	1,150.00	0.00	0.00%	E	N
Kerb and guttering (per lineal mtr - max charge \$4,000)	225.00	220.00	5.00	2.27%	E	Y
Paving for footpath and cycleways (per lineal metre - max charge \$4,000)	140.00	135.00	5.00	3.70%	E	Y
Inspection of levels for layback & driveway construction	240.00	230.00	10.00	4.35%	E	N
Local facility sign - annual charge	70.00	65.00	5.00	7.69%	E	Y
Local facility sign - initial charge	250.00	250.00	0.00	0.00%	E	Y
Permanent road closure - investigation fee	N/A	2,400.00	N/A	N/A	E	Y
Permanent closure of public road						
Preliminary investigation fee (standard 9 hours)	850.00	0.00	N/A	N/A	E	Y
Processing fee for closure (standard 20 hours)	1,600.00	0.00	N/A	N/A	E	Y

All additional costs to Council such as but not limited to fees to Land Registry Services, Valuation, Survey, Legal, Search and other fees are to be paid by the applicant (additional hours incurred by Council exceeding those state will be charged at \$120 per hour plus GST

Description		2019/20 \$	2018/19 \$	change (\$)	change (%)	Fee Type	GST (Y/N)
Road naming & renaming	requiring gazettal	840.00	840.00	0.00	0.00%	E	Y
	not requiring gazettal	280.00	N/A	N/A	N/A	E	Y
Temporary closure - advertising & signage		Refer PW Rate	Refer PW Rate	N/A	N/A	E	N
Traffic control plans		Refer PW Rate	Refer PW Rate	N/A	N/A	E	Y
Roads repairs		Refer PW Rate	Refer PW Rate	N/A	N/A	E	Y
Roads ancillary	Install kerb & gutter	Refer PW Rate	Refer PW Rate	N/A	N/A	E	Y
	Install footpath	Refer PW Rate	Refer PW Rate	N/A	N/A	E	Y
	Saw cutting	Refer PW Rate	Refer PW Rate	N/A	N/A	E	Y
Gutter crossings/pipe entrances	Inspection fee when Council not contractor	240.00	230.00	10.00	4.35%	E	N
	Reinspection fee	240.00	230.00	10.00	4.35%	E	N

ROAD MATERIALS


Gravel - (ex pit stockpile)	per tonne	25.00	22.00	3.00	13.64%	E	Y
Premix - (ex bin)	per tonne	350.00	335.00	15.00	4.48%	E	Y
Road metal 7mm aggregate - (ex bin)	per tonne	180.00	145.00	35.00	24.14%	E	Y
Emulsion - Subject to variation throughout the year due to variations in oil prices)	per litre (minimum 200l)	3.50	2.90	0.60	20.69%	E	Y

RURAL/URBAN ADDRESSING

Supply rural address and name plate for new subdivisions & dwellings		200.00	190.00	10.00	5.26%	E	Y
Supply urban address and name plate for new subdivisions & dwellings		100.00	N/A	N/A	N/A	E	Y
Replacement or additional plates		80.00	75.00	5.00	6.67%	E	Y

SALEYARDS (Scone Regional Livestock Selling Centre)

Cattle sold - vendor	Cattle per head	10.50	8.82	1.68	19.05%	E	Y
Cattle sold - agent	Cattle per head	4.00	3.41	0.59	17.30%	E	Y
Cattle passed in	Cattle per head	10.50	8.82	1.68	19.05%	E	Y
Special scan and/or weigh	Cattle per head	7.55	6.30	1.25	19.84%	E	Y
Issue of emergency NLIS tags (each)	Cattle per head	32.75	27.30	5.45	19.96%	E	Y
Hire of portable scanner	Cattle per head	2.15	2.10	0.05	2.38%	E	Y



Part 5 - Fees and Charges 2019/2020 | SALEYARDS (Scone Regional Livestock Selling Centre)

Description		2019/20 \$	2018/19 \$	change (\$)	change (%)	Fee Type	GST (Y/N)
Cattle agistment. Non-sale cattle fee is applicable every day. Sale cattle fee is applicable Tuesday - Sunday inclusive (no fee on Monday night). Stud sale cattle - if vendor feeds cattle then only water and yard use apply after the first night. If Council feeds then all fees apply after the first night. School and show cattle - if vendor feeds cattle then only water and yard use apply. If Council feeds then all fees apply.	Cattle per head per day Fee determined using water, yard use and feed costs.	variable as cost recovery	1.05	0.45	42.86%	E	Y
Yard cleaning bond per pen	Refundable after satisfactory inspection of pens	250.00	N/A	N/A	N/A	E	N
New agents entry licence fee	Per new agent	7,725.00	7,500.00	225.00	3.00%	E	Y
<i>Bobby calf up to 60kgs are exempt from Vendor, Agent and Passed In fees while the UHSC is listed as drought affected, drought or intense drought on the NSW DPI Drought Map</i>							
Truck wash	Per minute	1.05	1.00	0.05	5.00%	E	Y
	Minimum charge		N/A			E	Y
	Issue of truck wash key	56.65	55.00	1.65	3.00%	E	Y
Annual signage (fence panels/buildings)	Large (greater than 3sqm)	535.00	520.00	15.00	2.88%	E	Y
	Medium (>1sqm less than 3sqm)	380.00	370.00	10.00	2.70%	E	Y
	Small (less than 1sqm)	225.00	220.00	5.00	2.27%	E	Y
Destruction of beast	Per head	43.00	42.00	1.00	2.38%	E	Y
Dead beast removal	Weekdays 7.30 to 3.30 Transport & waste disposal fees	415.00	399.00	16.00	4.01%	E	Y
Dead beast removal	Weekdays - after hours Transport & waste disposal fees	650.00	630.00	20.00	3.17%	E	Y
Dead beast removal	Saturdays Transport & waste disposal fees	650.00	630.00	20.00	3.17%	E	Y
Dead beast removal	Sundays and public holidays Transport & waste disposal fees	670.00	651.00	19.00	2.92%	E	Y
Replacement induction swipe card	Per card	50.00	50.00	0.00	0.00%	E	Y

Description		2019/20 \$	2018/19 \$	change (\$)	change (%)	Fee Type	GST (Y/N)
Fob	Per fob	3.45	N/A	N/A	N/A	E	Y
Dried manure sales	M ³	40.00	40.00	0.00	0.00%	E	Y
Camping site	Per person per day with power	15.00	N/A	N/A	N/A	E	Y
	Per person per day without power	10.00	N/A	N/A	N/A	E	Y

Exempt from fees: Beef Bonanza

SEWERAGE - Aberdeen, Murrurundi, Scone, Merriwa

Connection fee		Refer PW Rate	Refer PW Rate	N/A	N/A	E	N
Sewerage inspection (per inspection)		200.00	180.00	20.00	11.11%	E	N
Septic waste disposal	First 3 kilolitres (minimum charge)	58.00	55.00	3.00	5.45%	E	N
	Each kilolitre thereafter per load	18.00	15.00	3.00	20.00%	E	N
Sewer junction or sewer mains location onsite works including equipment		Refer PW Rate	Refer PW Rate	N/A	N/A	E	N

Recycled sewerage effluent (kl) refer water supply

Liquid Trade Waste

Application for discharge license (category 1 & 2)		96.00	93.00	3.00	3.23%	E	N
Application for discharge license (category 3)		980.00	971.00	9.00	0.93%	E	N
Re-inspection fee (as part of application process)		150.00	129.00	21.00	16.28%	E	N
Environmental audit inspection fee (where not compliant on reinspection)		250.00	210.00	40.00	19.05%	E	N
Application for renewal of a lapsed agreement where there is not change in approval conditions		300.00	280.00	20.00	7.14%	E	N
Variation to agreement		180.00	125.00	55.00	44.00%	E	N
Charges for non-compliance per KL		25.00	20.00	5.00	25.00%	E	N
Excess Mass Charges for Category C Discharges (large volumes) per kg	Aluminium	1.15	1.10	0.05	4.55%	E	N
	Ammonia (asN)	3.20	3.10	0.10	3.23%	E	N
	Arsenic	85.00	80.00	5.00	6.25%	E	N
	Barium	45.00	40.00	5.00	12.50%	E	N
	Biochemical Oxygen Demand (BOD)	1.20	1.10	0.10	9.09%	E	N
	Boron	1.20	1.10	0.10	9.09%	E	N
	Bromine	17.00	16.50	0.50	3.03%	E	N



Description	2019/20 \$	2018/19 \$	change (\$)	change (%)	Fee Type	GST (Y/N)
Cadmium	375.00	365.00	10.00	2.74%	E	N
Chloride	No Charge	No Charge	N/A	N/A	E	N
Chlorinated Hydrocarbons	43.00	40.00	3.00	7.50%	E	N
Chlorinated Phenolics	1,590.00	1,575.00	15.00	0.95%	E	N
Chlorine	1.90	1.80	0.10	5.56%	E	N
Chromium	30.00	27.00	3.00	11.11%	E	N
Cobalt	17.00	16.50	0.50	3.03%	E	N
Copper	17.00	16.50	0.50	3.03%	E	N
Cyanide	85.00	80.00	5.00	6.25%	E	N
Fluoride	4.40	4.20	0.20	4.76%	E	N
Formaldehyde	2.00	1.80	0.20	11.11%	E	N
Oil & Grease (Total O and G)	2.00	1.80	0.20	11.11%	E	N
Herbicides/Defoliant	800.00	785.00	15.00	1.91%	E	N
Iron	2.00	1.80	0.20	11.11%	E	N
Lead	45.00	40.00	5.00	12.50%	E	N
Lithium	8.50	8.25	0.25	3.03%	E	N
Manganese	8.50	8.25	0.25	3.03%	E	N
Mercurians	90.00	80.00	10.00	12.50%	E	N
Mercury	2,700.00	2,600.00	100.00	3.85%	E	N
Methylene Blue Active Substances (MBAS)	1.20	1.10	0.10	9.09%	E	N
Molybdenum	1.20	1.10	0.10	9.09%	E	N
Nickel	30.00	27.00	3.00	11.11%	E	N
Nitrogen (as TKN - Total Kjeldahl Nitrogen)	0.40	0.30	0.10	33.33%	E	N
Organo arsenic Compounds	800.00	785.00	15.00	1.91%	E	N
Pesticides General (excludes organochlorins and organophosphates)	800.00	785.00	15.00	1.91%	E	N
Petroleum Hydrocarbons (non - flammable)	3.00	2.80	0.20	7.14%	E	N
Phenolic Compounds (non - chlorinated)	8.00	7.85	0.15	1.91%	E	N

Description	2019/20 \$	2018/19 \$	change (\$)	change (%)	Fee Type	GST (Y/N)
Phosphorous (Total P)	2.00	1.80	0.20	11.11%	E	N
Polynuclear Aromatic Hydrocarbons (PAHs)	17.00	16.50	0.50	3.03%	E	N
Selenium	60.00	58.00	2.00	3.45%	E	N
Silver	2.75	2.65	0.10	3.77%	E	N
Sulphate (SO ₄)	0.40	0.30	0.10	33.33%	E	N
Sulphide	2.00	1.80	0.20	11.11%	E	N
Sulphite	2.00	1.80	0.20	11.11%	E	N
Suspended Solids (SS)	1.40	1.30	0.10	7.69%	E	N
Thiosulphate	0.60	0.55	0.05	9.09%	E	N
Tin	8.50	8.25	0.25	3.03%	E	N
Total Dissolved Solids (TDS)	0.40	0.30	0.10	33.33%	E	N
Uranium	8.50	8.25	0.25	3.03%	E	N
Zinc	17.00	16.50	0.50	3.03%	E	N

SPORTING FIELDS USER FEES

Issue of keys to sporting bodies (refundable)	50.00	50.00	0.00	0.00%	E	Y
Commercial Users (max 15 participants)	500.00	450.00	50.00	11.11%	E	Y

Where a user group is not listed below a fee is determined on a case by case basis.

Merriwa Showground

Whole area (excluding campdraft & rodeo arenas) - per day	285.00	275.00	10.00	3.64%	E	Y
Per designated area - per day	250.00	225.00	25.00	11.11%	E	Y
Refundable security deposit	300.00	275.00	25.00	9.09%	E	N

Rosedale Complex, Murrurundi

Rosedale ground users combined annual usage fee	1,600.00	1,400.00	200.00	14.29%	E	Y
---	----------	----------	--------	--------	---	---



Part 5 - Fees and Charges 2019/2020 | SPORTING FIELDS USER FEES

Description		2019/20 \$	2018/19 \$	change (\$)	change (%)	Fee Type	GST (Y/N)	
Rough riding or campdraft (arena/day)	Non - profit groups	285.00	240.00	45.00	18.75%	E	Y	
	For - profit groups	690.00	675.00	15.00	2.22%	E	Y	
Ground user fees for Clover Leaf Cruisers		Refer Cruisers	Refer Cruisers	N/A	N/A	E	Y	
Rosedale Complex - Designated Areas								
Whole area (excluding campdraft & rodeo arena and youth centre) - per day		285.00	275.00	10.00	3.64%	E	Y	
Per designated area - per day		250.00	225.00	25.00	11.11%	E	Y	
White Park, Scone								
Arena Use								
Rough riding or campdraft	For non - profit groups per arena/per day		N/A	235.00	N/A	N/A	E	Y
	For profit groups per arena/per day		N/A	660.00	N/A	N/A	E	Y
Dressage arena	Per horse, per day or part thereof		N/A	23.00	N/A	N/A	E	Y
Covered arena	Campdraft arena - per day	For non - profit groups	N/A	275.00	N/A	N/A	E	Y
		For profit groups	N/A	750.00	N/A	N/A	E	Y
	Dressage arena - per day	Per horse, per day or part thereof	N/A	30.00	N/A	N/A	E	Y
Designated areas	Whole area (excluding campdraft & rodeo arenas) - per day		N/A	280.00	N/A	N/A	E	Y
	Per designated area, or part thereof (attachment 2) - per day		N/A	215.00	N/A	N/A	E	Y
	Hire of chutes - per event		N/A	3,000.00	N/A	N/A	E	Y
	Dressage arena - per day		250.00	N/A	N/A	N/A	E	Y
	Campdraft arena - per day		250.00	N/A	N/A	N/A	E	Y
	Open arena - per day		250.00	N/A	N/A	N/A	E	Y
	Undercover arena - per day		POA	0.00	N/A	N/A	E	Y
	Camping - associated with horse shows etc. - overnight per powered site		30.00	30.00	0.00	0.00%	E	Y
	Camping - associated with horse shows etc. - overnight per non - powered site		15.00	N/A	N/A	N/A	E	Y
Horse Events								
Aberdeen Pony Club		700.00	675.00	25.00	3.70%	E	Y	
Aberdeen Bushman's and Roughriders Association (Annual)		500.00	445.00	55.00	12.36%	E	Y	

Part 5 - Fees and Charges 2019/2020 | SPORTING FIELDS USER FEES

Description	2019/20 \$	2018/19 \$	change (\$)	change (%)	Fee Type	GST (Y/N)	
Merriwa Jump Club	725.00	675.00	50.00	7.41%	E	Y	
Merriwa Pony Club	725.00	675.00	50.00	7.41%	E	Y	
Merriwa PAH & I Exhibition and Bushmen's Carnival (Annual)	500.00	445.00	55.00	12.36%	E	Y	
Murrurundi Pony Club	725.00	675.00	50.00	7.41%	E	Y	
Scone Grammar Horse Sports	400.00	380.00	20.00	5.26%	E	Y	
Scone Jump Club	725.00	675.00	50.00	7.41%	E	Y	
Scone Pony Club	725.00	675.00	50.00	7.41%	E	Y	
Upper Hunter Dressage Club Scone	1,350.00	1,250.00	100.00	8.00%	E	Y	
Upper Hunter Team Penning	725.00	675.00	50.00	7.41%	E	Y	
Sports Grounds							
Hire of council ground for non sporting events eg family fun day	100.00	85.00	15.00	17.65%	E	Y	
Hire of council ground for sporting event not included in annual sports association fees (per ground)	175.00	150.00	25.00	16.67%	E	Y	
Refundable bond for carnivals etc.	600.00	600.00	0.00	0.00%	E	N	
Personal trainer (max of six weeks) (per site)	125.00	95.00	30.00	31.58%	E	Y	
Personal trainer (annual fee) (per site)	500.00	400.00	100.00	25.00%	E	Y	
Other Sports Associated Fees							
Austag teams (all locations)	Scone, Aberdeen, Merriwa and Murrurundi	400.00	300.00	100.00	33.33%	E	Y
Aberdeen Golf Club	Lease	Lease	N/A	N/A	E	Y	
Aberdeen Junior Cricket		450.00	425.00	25.00	5.88%	E	Y
Aberdeen Junior Rugby League		725.00	660.00	65.00	9.85%	E	Y
Aberdeen Little Athletics		550.00	530.00	20.00	3.77%	E	Y
Aberdeen Senior Rugby League		3,000.00	2,800.00	200.00	7.14%	E	Y
Aberdeen Fire & Rescue Storage Shed and Practice Ground		200.00	150.00	50.00	33.33%	E	Y
Aberdeen Tennis		650.00	650.00	0.00	0.00%	E	Y
Merriwa Junior Rugby League & Netball		720.00	670.00	50.00	7.46%	E	Y
Merriwa Little Athletics		400.00	385.00	15.00	3.90%	E	Y
Merriwa Senior Cricket		475.00	450.00	25.00	5.56%	E	Y
Merriwa Senior Rugby League		1,600.00	1,400.00	200.00	14.29%	E	Y
Merriwa Tennis		675.00	650.00	25.00	3.85%	E	Y
Merriwa Touch Football Association - combined comp		900.00	830.00	70.00	8.43%	E	Y



Part 5 - Fees and Charges 2019/2020 | SPORTING FIELDS USER FEES

Description	2019/20 \$	2018/19 \$	change (\$)	change (%)	Fee Type	GST (Y/N)
Murrurundi Senior Cricket	450.00	430.00	20.00	4.65%	E	Y
Murrurundi Sheep Dog Workers Assoc	420.00	380.00	40.00	10.53%	E	Y
Murrurundi Junior Cricket	190.00	185.00	5.00	2.70%	E	Y
Murrurundi Senior Rugby League	1,500.00	1,300.00	200.00	15.38%	E	Y
Murrurundi Touch Football Association - Junior comp	550.00	520.00	30.00	5.77%	E	Y
Murrurundi Touch Football Association - Senior comp	3,150.00	2,950.00	200.00	6.78%	E	Y
Murrurundi Tennis	675.00	650.00	25.00	3.85%	E	Y
Scone Athletics Association	875.00	800.00	75.00	9.38%	E	Y
Scone Basketball Association	1,100.00	1,000.00	100.00	10.00%	E	Y
Scone Golf Club	Lease	Lease	N/A	N/A	E	Y
Scone Junior Cricket	1,150.00	1,100.00	50.00	4.55%	E	Y
Scone Junior Hockey	675.00	650.00	25.00	3.85%	E	Y
Scone Junior Rugby League	1,400.00	1,350.00	50.00	3.70%	E	Y
Scone Junior Soccer	2,000.00	2,000.00	0.00	0.00%	E	Y
Scone Netball Association	2,200.00	2,100.00	100.00	4.76%	E	Y
Scone Rugby Union	450.00	450.00	0.00	0.00%	E	Y
Scone Senior Cricket	2,000.00	1,850.00	150.00	8.11%	E	Y
Scone Senior Hockey	1,800.00	1,600.00	200.00	12.50%	E	Y
Scone Senior Rugby League	3,000.00	2,800.00	200.00	7.14%	E	Y
Scone Tennis Club	1,500.00	1,350.00	150.00	11.11%	E	Y
Scone Touch Football Association - Junior comp	1,900.00	1,800.00	100.00	5.56%	E	Y
Scone Touch Football Association - senior comp	6,100.00	6,000.00	100.00	1.67%	E	Y
Upper Hunter Cricket	700.00	650.00	50.00	7.69%	E	Y
All schools within Shire						
< 25 students - per annum	350.00	N/A	N/A	N/A	E	Y
< 250 students - per annum	500.00	450.00	50.00	11.11%	E	Y
> 250 and < 500 students - per annum	650.00	575.00	75.00	13.04%	E	Y
>500 students - per annum	850.00	775.00	75.00	9.68%	E	Y

Part 5 - Fees and Charges 2019/2020 | SWIMMING POOL ENTRANCE FEES (Scone, Murrurundi & Merriwa)

Description		2019/20 \$	2018/19 \$	change (\$)	change (%)	Fee Type	GST (Y/N)
Scone Golf Course							
Adults	9 holes	15.00	N/A	N/A	N/A	E	Y
	18 holes	25.00	N/A	N/A	N/A	E	Y
Juniors (under 18 years)	9 holes	5.00	N/A	N/A	N/A	E	Y
	18 holes	10.00	N/A	N/A	N/A	E	Y
Pensioner and Concession	9 holes	10.00	N/A	N/A	N/A	E	Y
	18 holes	15.00	N/A	N/A	N/A	E	Y
Penalty for playing without payment of green fees. Settlement of fee required before future play.		50.00	N/A	N/A	N/A	E	Y

SWIMMING POOL ACT

Pool posters	25.00	25.00	0.00	0.00%	E	Y
Swimming pool inspection fee	150.00	150.00	0.00	0.00%	A	N
Swimming pool re-inspection fee	100.00	100.00	0.00	0.00%	A	N

SWIMMING POOL ENTRANCE FEES (Scone, Murrurundi & Merriwa)

Carers for learner to swim classes	FREE	FREE	N/A	N/A	E	Y
Companion card holder	FREE	FREE	N/A	N/A	E	Y
Casual entry	4.50	4.40	0.10	2.27%	E	Y
Spectator	2.20	2.00	0.20	10.00%	E	Y
School sport	2.70	2.60	0.10	3.85%	E	Y
Pensioner	2.70	2.60	0.10	3.85%	E	Y
Non-swimming chaperon for child up to 12	FREE	FREE	N/A	N/A	E	Y
Pensioner Pass - per season (access to all UHSC Pools)	100.00	95.00	5.00	5.26%	E	Y
Adult Pass - per season (access to all UHSC Pools)	165.00	150.00	15.00	10.00%	E	Y
Family Pass - per season (access to all UHSC Pools)	290.00	285.00	5.00	1.75%	E	Y
Child Pass (2-16 yrs inclusive) - per season (access to all UHSC Pools)	110.00	105.00	5.00	4.76%	E	Y
20-20 Pass (receive 20 passes to any pool)	67.50	66.00	1.50	2.27%	E	Y
Pool hire (eg carnivals/special events)	170.00	170.00	0.00	0.00%	E	Y



Description		2019/20 \$	2018/19 \$	change (\$)	change (%)	Fee Type	GST (Y/N)
TENDER DOCUMENTS							
Copies where value of tender less than \$150,000	Electronic copy	0.00	0.00	0.00	0.00%	E	N
	Hard copy	145.00	145.00	0.00	0.00%	E	N
Copies where value of tender greater than \$150,000	Electronic copy	0.00	0.00	0.00	0.00%	E	N
	Hard copy	270.00	270.00	0.00	0.00%	E	N
TRAFFIC CONTROL DEVICE HIRE							
Refundable security deposit		320.00	320.00	0.00	0.00%	E	N
Barricades including legs	Each. Per event, max 1 week	5.00	5.00	0.00	0.00%	E	Y
Flashing lights inc. batteries	Each. Per event, max 1 week	10.00	10.00	0.00	0.00%	E	Y
Signs	Each. Per event, max 1 week	30.00	30.00	0.00	0.00%	E	Y
Signs pack for installation or maintenance of stock grids		150.00	150.00	0.00	0.00%	E	Y
VISITOR CENTRES							
Bike hire	Security deposit	50.00	50.00	0.00	0.00%	E	N
	Hourly hire rate (including helmet and hair net)	10.00	5.00	5.00	100.00%	E	Y
	Two hour hire (including helmet and hair net)	15.00	7.50	7.50	100.00%	E	Y
	Three hour hire (including helmet and hair net)	20.00	10.00	10.00	100.00%	E	Y
	Full day (up to 8 hours)	30.00	20.00	10.00	50.00%	E	Y
	Family day hire (2 adults and 2 children)	60.00	50.00	10.00	20.00%	E	Y
	Baby seat/tag along/kidie trailer (flat fee)	10.00	10.00	0.00	0.00%	E	Y
	Weekly hire rate (including helmet and hair net)	120.00	80.00	40.00	50.00%	E	Y


Description		2019/20 \$	2018/19 \$	change (\$)	change (%)	Fee Type	GST (Y/N)
KERBSIDE WASTE COLLECTION							
Additional services (including supply of additional red or yellow lid bin) for residents within kerbside collection district only	Domestic mixed waste collection service	340.00	N/A	N/A	N/A	E	Y
	Commercial mixed waste collection service	340.00	N/A	N/A	N/A	E	Y
	Recycling collection service	140.00	N/A	N/A	N/A	E	Y
Event bin (supply, empty and removal)	Mixed waste	55.00					
	Comingled recycling	55.00					
Replacement bin (red or yellow lid)	Without police incident number provided	60.00	130.00	- 70.00	- 53.85%	E	Y
	With police incident number provided	0.00	0.00	0.00	0.00%	E	Y
Repair of bin (red or yellow lid)		0.00	0.00	0.00	0.00%	E	Y

WASTE MANAGEMENT FACILITY

UHSC LGA only. Waste will not be accepted outside of LGA

Municipal Waste

General Mixed Waste	Minimum charge - Scone WMF	5.00	N/A	N/A	N/A	E	Y
	A - Car/Station Wagon	15.50	15.00	0.50	3.33%	E	Y
	B - Van/Ute/Trailer (6x4, single axle)	58.50	57.00	1.50	2.63%	E	Y
	B1- Trailer - dual axle	77.00	75.00	2.00	2.67%	E	Y
	MGB's - per bin	15.50	15.00	0.50	3.33%	E	Y
	C - Single rear axle, two rear wheels (or 4 small rear)	180.00	175.00	5.00	2.86%	E	Y
	D - Single rear axle, with four normal size wheels	303.00	295.00	8.00	2.71%	E	Y
	E - Tandem rear axle (bogie drive)	954.00	930.00	24.00	2.58%	E	Y
	F - Twin steer with twin rear axles	1,435.00	1,400.00	35.00	2.50%	E	Y
	G - Tipping semi trailer	1,640.00	1,600.00	40.00	2.50%	E	Y
	H - Single steer with single rear axle	687.00	670.00	17.00	2.54%	E	Y
I - Single steer with tandem rear axle	1,692.00	1,650.00	42.00	2.55%	E	Y	



Part 5 - Fees and Charges 2019/2020 | WASTE MANAGEMENT FACILITY

Description	2019/20 \$	2018/19 \$	change (\$)	change (%)	Fee Type	GST (Y/N)
J - Truck & Dog	7,309.00	7,130.00	179.00	2.51%	E	Y
K - Twin steer with tandem rear axle	2,717.00	2,650.00	67.00	2.53%	E	Y
Skip Bins - 2m ³	402.00	392.00	10.00	2.55%	E	Y
Skip Bins - 3m ³	610.00	595.00	15.00	2.52%	E	Y
Skip Bins - 4m ³	815.00	795.00	20.00	2.52%	E	Y
Skip Bins - 6m ³	1,230.00	1,200.00	30.00	2.50%	E	Y
Skip Bins - 8m ³	1,615.00	1,575.00	40.00	2.54%	E	Y
Weighbridge/Per Tonne	252.00	245.00	7.00	2.86%	E	Y
Interim Waste Fees for Skip Bins - MERRIWA & MURRURUNDI ONLY						
Skip Bins - 2m ³	162.60	130.08	32.52	25.00%	E	Y
Skip Bins - 3m ³	243.90	195.12	48.78	25.00%	E	Y
Skip Bins - 4m ³	325.20	260.16	65.04	25.00%	E	Y
Skip Bins - 6m ³	487.80	390.24	97.56	25.00%	E	Y
Skip Bins - 8m ³	650.40	520.32	130.08	25.00%	E	Y
Rural Waste Disposal Tickets						
Maxi Rural Waste Disposal Ticket - 52 x MGB's/Car (Vehicle A) + two trailers (Vehicle B) - domestic waste only (expires 30 June 2020)	500.00	N/A	N/A	N/A	E	Y
Medium Rural Waste Disposal Ticket - 26 x MGB's/Car (Vehicle A) + one trailers (Vehicle B) - domestic waste only (expires 30 June 2020)	300.00	N/A	N/A	N/A	E	Y
Mini Rural Waste Disposal Ticket -13 x MGB's/Car (Vehicle A) - domestic waste only (expires 30 June 2020)	150.00	N/A	N/A	N/A	E	Y

Part 5 - Fees and Charges 2019/2020 | WASTE MANAGEMENT FACILITY

Description		2019/20 \$	2018/19 \$	change (\$)	change (%)	Fee Type	GST (Y/N)
Construction & Demolition/Commercial & Industrial - General Mixed Waste & Treated Timber	Minimum charge - Scone WMF	7.00	N/A	N/A	N/A	E	Y
	A - Car/Station Wagon	19.00	18.00	1.00	5.56%	E	Y
	B - Van/Ute/Trailer (6x4, single axle)	93.00	90.00	3.00	3.33%	E	Y
	B1- Trailer - dual axle	93.00	90.00	3.00	3.33%	E	Y
	MGB's - per bin	19.00	18.00	1.00	5.56%	E	Y
	C - Single rear axle, two rear wheels (or 4 small rear)	308.00	300.00	8.00	2.67%	E	Y
	D - Single rear axle, with four normal size wheels	851.00	830.00	21.00	2.53%	E	Y
	E - Tandem rear axle (bogie drive)	2,204.00	2,150.00	54.00	2.51%	E	Y
	F - Twin steer with twin rear axles	2,348.00	2,290.00	58.00	2.53%	E	Y
	G - Tipping semi trailer	4,613.00	4,500.00	113.00	2.51%	E	Y
	H - Single steer with single rear axle	800.00	780.00	20.00	2.56%	E	Y
	I - Single steer with tandem rear axle	1,999.00	1,950.00	49.00	2.51%	E	Y
	J - Truck & Dog	8,303.00	8,100.00	203.00	2.51%	E	Y
	K - Twin steer with tandem rear axle	2,768.00	2,700.00	68.00	2.52%	E	Y
	Skip Bins - 2m ³	451.00	440.00	11.00	2.50%	E	Y
	Skip Bins - 3m ³	677.00	660.00	17.00	2.58%	E	Y
	Skip Bins - 4m ³	902.00	880.00	22.00	2.50%	E	Y
	Skip Bins - 6m ³	1,333.00	1,300.00	33.00	2.54%	E	Y
	Skip Bins - 8m ³	1,743.00	1,700.00	43.00	2.53%	E	Y
	Weighbridge/Per Tonne	308.00	300.00	8.00	2.67%	E	Y
Interim Waste Fees for Skip Bins - MERRIWA & MURRURUNDI ONLY	Skip Bins - 2m ³	162.60	130.08	32.52	25.00%	E	Y
	Skip Bins - 3m ³	243.90	195.12	48.78	25.00%	E	Y
	Skip Bins - 4m ³	325.20	260.16	65.04	25.00%	E	Y
	Skip Bins - 6m ³	487.80	390.24	97.56	25.00%	E	Y
	Skip Bins - 8m ³	650.40	520.32	130.08	25.00%	E	Y




Part 5 - Fees and Charges 2019/2020 | WASTE MANAGEMENT FACILITY

Description	2019/20 \$	2018/19 \$	change (\$)	change (%)	Fee Type	GST (Y/N)
Construction & Demolition/Commercial & Industrial - Clean <i>(Bricks/Tiles/Concrete/Structural Concrete/Clean Asphalt are ONLY accepted at Scone & Aberdeen)</i>	Minimum charge - Scone WMF	5.00	N/A	N/A	N/A	E Y
	A - Car/Station Wagon	14.00	14.00	0.00	0.00%	E Y
	B - Van/Ute/Trailer (6x4, single axle)	55.00	49.00	6.00	12.24%	E Y
	B1- Trailer - dual axle	69.00	52.00	17.00	32.69%	E Y
	C - Single rear axle, two rear wheels (or 4 small rear)	225.40	160.00	65.40	40.88%	E Y
	D - Single rear axle, with four normal size wheels	635.00	450.00	185.00	41.11%	E Y
	E - Tandem rear axle (bogie drive)	1,643.00	1,165.00	478.00	41.03%	E Y
	F - Twin steer with twin rear axles	1,750.00	1,240.00	510.00	41.13%	E Y
	G - Tipping semi trailer	3,450.00	2,450.00	1,000.00	40.82%	E Y
	Skip Bins - 2m ³	552.00	390.00	162.00	41.54%	E Y
	Skip Bins - 3m ³	828.00	585.00	243.00	41.54%	E Y
	Skip Bins - 4m ³	1,104.00	780.00	324.00	41.54%	E Y
	Skip Bins - 6m ³	1,656.00	1,175.00	481.00	40.94%	E Y
	Skip Bins - 8m ³	2,208.00	1,565.00	643.00	41.09%	E Y
	Weighbridge/Per Tonne	230.00	179.00	51.00	28.49%	E Y
Asbestos waste <i>Asbestos - MUST be bagged & sealed (Accepted at Aberdeen ONLY)</i>	A - Car/Station Wagon	24.00	23.00	1.00	4.35%	E Y
	B - Van/Ute/Trailer (6x4, single axle)	113.00	110.00	3.00	2.73%	E Y
	B1- Trailer - dual axle	123.00	120.00	3.00	2.50%	E Y
	C - Single rear axle, two rear wheels (or 4 small rear)	872.00	850.00	22.00	2.59%	E Y
	D - Single rear axle, with four normal size wheels	2,009.00	1,960.00	49.00	2.50%	E Y
	E - Tandem rear axle (bogie drive)	3,947.00	3,850.00	97.00	2.52%	E Y
	F - Twin steer with twin rear axles	3,947.00	3,850.00	97.00	2.52%	E Y
	G - Tipping semi trailer	5,382.00	5,250.00	132.00	2.51%	E Y
	Skip Bins - 2m ³	185.00	180.00	5.00	2.78%	E Y
	Skip Bins - 3m ³	277.00	270.00	7.00	2.59%	E Y
	Skip Bins - 4m ³	369.00	360.00	9.00	2.50%	E Y
	Skip Bins - 6m ³	554.00	540.00	14.00	2.59%	E Y
	Skip Bins - 8m ³	738.00	720.00	18.00	2.50%	E Y

Part 5 - Fees and Charges 2019/2020 | WASTE MANAGEMENT FACILITY

Description	2019/20 \$	2018/19 \$	change (\$)	change (%)	Fee Type	GST (Y/N)
Green Waste/Tree prunings/ Timber/ Straw	Minimum charge - Scone WMF	5.00	N/A	N/A	N/A	E Y
	A - Car/Station Wagon	10.50	10.00	0.50	5.00%	E Y
	B - Van/Ute/Trailer (6x4, single axle)	30.00	48.00	-18.00	-37.50%	E Y
	B1- Trailer - dual axle	50.00	48.00	2.00	4.17%	E Y
	MGB's - per bin	10.50	10.00	0.50	5.00%	E Y
	C - Single rear axle, two rear wheels (or 4 small rear)	103.00	100.00	3.00	3.00%	E Y
	D - Single rear axle, with four normal size wheels	190.00	185.00	5.00	2.70%	E Y
	E - Tandem rear axle (bogie drive)	600.00	585.00	15.00	2.56%	E Y
	F - Twin steer with twin rear axles	882.00	860.00	22.00	2.56%	E Y
	G - Tipping semi trailer	918.00	895.00	23.00	2.57%	E Y
	Skip Bins - 2m ³	262.00	255.00	7.00	2.75%	E Y
	Skip Bins - 3m ³	390.00	380.00	10.00	2.63%	E Y
	Skip Bins - 4m ³	513.00	500.00	13.00	2.60%	E Y
	Skip Bins - 6m ³	764.00	745.00	19.00	2.55%	E Y
	Skip Bins - 8m ³	1,015.00	990.00	25.00	2.53%	E Y
	Weighbridge/Per Tonne	159.00	155.00	4.00	2.58%	E Y
Clean Soil	Minimum charge - Scone WMF	5.00	N/A	N/A	N/A	E Y
	A - Car/Station Wagon	7.00	10.00	-3.00	-30.00%	E Y
	B - Van/Ute/Trailer (6x4, single axle)	31.00	48.00	-17.00	-35.42%	E Y
	B1- Trailer - dual axle	31.00	48.00	-17.00	-35.42%	E Y
	C - Single rear axle, two rear wheels (or 4 small rear)	257.00	100.00	157.00	157.00%	E Y
	D - Single rear axle, with four normal size wheels	581.00	185.00	396.00	214.05%	E Y
	E - Tandem rear axle (bogie drive)	1,143.00	585.00	558.00	95.38%	E Y
	F - Twin steer with twin rear axles	1,143.00	860.00	283.00	32.91%	E Y
G - Tipping semi trailer	1,562.00	895.00	667.00	74.53%	E Y	
Contaminated Soil/tonne - <i>Accepted at Scone ONLY</i>	359.00	350.00	9.00	2.57%	E Y	
Animals/Livestock	Dead animals - small size (dog/cat)	26.30	25.65	0.65	2.53%	E Y
	Dead animals - medium size (dog/sheep/goat/pig)	44.15	43.05	1.10	2.56%	E Y
	Dead animals - large size (horse/cattle) accepted at ABERDEEN only	247.00	240.90	6.10	2.53%	E Y
	After hours callout for burial & cover	268.00	261.40	6.60	2.52%	E Y



Part 5 - Fees and Charges 2019/2020 | WASTE MANAGEMENT FACILITY

Description			2019/20 \$	2018/19 \$	change (\$)	change (%)	Fee Type	GST (Y/N)
Recyclables	Scrap Metal	A - car/station wagon	FREE	FREE	N/A	N/A	E	Y
		B - van/ute/trailer (6x4, single axle)	FREE	FREE	N/A	N/A	E	Y
		B1 - trailer - dual axle	FREE	FREE	N/A	N/A	E	Y
		C - single rear axle, two rear wheels (or 4 small rear)	FREE	FREE	N/A	N/A	E	Y
		D - single rear axle, with four normal size wheels	FREE	FREE	N/A	N/A	E	Y
		E - Tandem rear axle (bogie drive)	FREE	FREE	N/A	N/A	E	Y
		F - Twin steer with twin rear axles	FREE	FREE	N/A	N/A	E	Y
		G - Tipping semi trailer	FREE	FREE	N/A	N/A	E	Y
		Skip Bins - 2m ³	FREE	FREE	N/A	N/A	E	Y
		Skip Bins - 3m ³	FREE	FREE	N/A	N/A	E	Y
		Skip Bins - 4m ³	FREE	FREE	N/A	N/A	E	Y
		Skip Bins - 6m ³	FREE	FREE	N/A	N/A	E	Y
		Skip Bins - 8m ³	FREE	FREE	N/A	N/A	E	Y
		Car bodies	FREE	77.00	N/A	N/A	E	Y
		Weighbridge/per tonne	FREE	FREE	N/A	N/A	E	Y
	Household Recyclables	Glass/paper/cardboard/plastic/cans	FREE	FREE	N/A	N/A	E	Y
	Household Hazardous waste	Household chemicals/paints	FREE	FREE	N/A	N/A	E	Y
		Motor oil	FREE	FREE	N/A	N/A	E	Y
		Batteries	FREE	FREE	N/A	N/A	E	Y
		Gas bottles/fire extinguishers	FREE	FREE	N/A	N/A	E	Y
		E-waste	FREE	FREE	N/A	N/A	E	Y
		Drum muster items	FREE	FREE	N/A	N/A	E	Y
		Mobile phones	FREE	FREE	N/A	N/A	E	Y
Fluorescent tubes & smoke detectors		FREE	FREE	N/A	N/A	E	Y	

Part 5 - Fees and Charges 2019/2020 | WATER SUPPLY

Description		2019/20 \$	2018/19 \$	change (\$)	change (%)	Fee Type	GST (Y/N)
Other Recyclables	Mattresses	46.50	45.00	1.50	3.33%	E	Y
	Refrigerators/air-conditioners with degassing certificate	7.20	7.00	0.20	2.86%	E	Y
	Refrigerators/air-conditioners with no degassing certificate	34.35	33.50	0.85	2.54%	E	Y
	Tyres - car	27.20	26.50	0.70	2.64%	E	Y
	Tyres - 4WD/small truck	64.10	62.50	1.60	2.56%	E	Y
	Tyres - truck	126.60	123.50	3.10	2.51%	E	Y
	Tyres - tractor/loader	154.80	151.00	3.80	2.52%	E	Y
Sale of Items	Recycled goods shop	As marked	As marked	N/A	N/A	E	Y

WATER SUPPLY

Connections	20mm including meter (standard)	360.00	345.00	15.00	4.35%	E	N
	25 mm including meter	510.00	490.00	20.00	4.08%	E	N
	Greater than 25mm	PW Rates	PW Rates	N/A	N/A	E	N
	Reduction or increasing connection sizes	PW Rates	PW Rates	N/A	N/A	E	N
New water service connections (plus water meter fee)		PW Rates	PW Rates	N/A	N/A	E	N
Meter field testing 20mm to 25mm (refundable if defective)		100.00	82.00	18.00	21.95%	E	N
Meter test (greater than 25mm)		PW Rates	PW Rates	N/A	N/A	E	N
Water meter reading fee		100.00	82.00	18.00	21.95%	E	N
Disconnection of meter		PW Rates	PW Rates	N/A	N/A	E	N
Replacement of meter damaged by ratepayer		PW Rates	PW Rates	N/A	N/A	E	N
Water standpipe - annual licence fee		125.00	100.00	N/A	N/A	E	N
Water standpipe - issue access key		50.00	40.00	N/A	N/A	E	N
Water standpipe - water (per kilolitre)		3.65	3.60	0.05	1.39%	E	N
Effluent water standpipe - effluent water (per kilolitre)		2.65	2.55	0.10	3.92%	E	N
Raw water (per kilolitre)		1.00	N/A	N/A	N/A	E	N
Metered standpipes hire - refundable deposit		1,000.00	1,000.00	0.00	0.00%	E	N
Metered standpipes hire - weekly hire (plus cost of water)		25.00	25.00	0.00	0.00%	E	N
Fire flow test		350.00	320.00	30.00	9.38%	E	N
Water inspection (per inspection)		180.00	175.00	5.00	2.86%	E	N
Water mains location	Onsite works including equipment	PW Rates	PW Rates	N/A	N/A	E	N
Testing Max/Min pressure supplied (at property service line only)	Onsite works including equipment	PW Rates	PW Rates	N/A	N/A	E	N



Description		2019/20 \$	2018/19 \$	change (\$)	change (%)	Fee Type	GST (Y/N)
YOUTH SERVICES							
Entry fees	Annual membership	5.00	10.00	- 5.00	- 50.00	D	Y
	Members - per session	1.00	0.00	1.00	100.00	D	Y
	Non-members - per session	3.00	1.00	2.00	200.00	D	Y