


**SCONE SEWAGE TREATMENT WORKS - LICENSE TESTING
EFFLUENT IRRIGATION PUMP SHED -EPA LICENCE TESTING
Monitoring Point 1**


Licence No: 2654


Date Sampled Effective Month			9/Oct/24 Oct-24	13/Nov/24 Nov/24	1/Dec/24 Dec/24	1/Jan/25 Jan/25	5/Feb/25 Feb/25	1/Mar/25 Mar/25	1/Apr/25 Apr/25	1/May/25 May/25	1/Jun/25 Jun/25	1/Jul/25 Jul/25	1/Aug/25 Aug/25	1/Sep/25 Sep/25				
Parameters Monitored	100 percentile limits	90 percentile limit													Min	Average	Max	
	License Limit (mg/l)	PQL limits (mg/l)																
pH			8.36	9.20											2	8.36	8.78	9.20
Total Nitrogen			6.60	6.40											2	6.40	6.50	6.60
Total Phosphorus			3.41	1.51											2	1.51	2.46	3.41
BOD5			17.00	8.00											2	8.00	12.50	17.00
Total Suspended Solids			57.00	28.00											2	28.00	42.50	57.00
Oil and Grease			2.00	2.00											2	2.00	2.00	2.00

 Indicates result was < the number given

**OVERFLOW DRAIN TO KINGDON PONDS - EPA LICENSE TESTING
Monitoring Point 2**

Date Sampled Effective Month			9/Oct/24 Oct/24	13/Nov/24 Nov/24	1/Dec/24 Dec/24	1/Jan/25 Jan/25	5/Feb/25 Feb/25	1/Mar/25 Mar/25	1/Apr/25 Apr/25	1/May/25 May/25	1/Jun/25 Jun/25	1/Jul/25 Jul/25	1/Aug/25 Aug/25	1/Sep/25 Sep/25				
Parameters Monitored	100 percentile limits	90 percentile limit																
	License Limit (mg/l)	PQL limits (mg/l)																
pH	6.8 - 8.5			8.21											1	8.21	8.2	8.21
Total Nitrogen				17.30											1	17.30	17.3	17.30
Total P				5.37											1	5.37	5.4	5.37
BOD5	20			6.00											1	6.00	6.0	6.00
Total Suspended Solids	30			14.00											1	14.00	14.0	14.00
Oil and Grease	10			2.00											1	2.00	2.0	2.00

 Exceed Licence Limits

 Indicates result was < the number given

Note: No Reading means there was no overflow to the Kingdon Pond during the sampling day